



WENATCHEE APPLESOX

GAMEDAY INFORMATION

Wenatchee AppleSox Baseball Club, 610 N. Mission St. #204, Wenatchee, WA 98801

info@applesox.com

Sunday, Aug. 9, 2015
County Stadium

Wenatchee AppleSox (27-30, 24-29)
Yakima Valley Pippins (31-25, 28-25)

Game #58 (27-30)
Away #27 (12-14)

TONIGHT'S GAME INFORMATION

Starting Pitchers: RHP Hunter Wells (7-2, 2.88) vs. TBA

7:05 p.m. | Radio: Sunny FM / KBSN / applesox.com/listen-live | TV: KWCC-TV

RECORD BREAKDOWN

Overall.....	27-30
League.....	24-29
Non-league.....	3-1
Division.....	12-14
Home games.....	15-16
Away games.....	12-14
Day games.....	1-1
Night games.....	26-29
vs. RH starter.....	18-18
vs. LH starter.....	9-12
Extra innings.....	2-4

2015 SEASON ENDS ON ROAD IN YAKIMA

The Wenatchee AppleSox (27-30, 24-29), third place in the WCL East, will look to finish the 2015 season with a series win over the Yakima Valley Pippins (31-25, 28-25)...Wenatchee has won its last three WCL East divisional series...the AppleSox are playing their 16th franchise season (11th in the WCL) and are led by first-year skipper, AJ Proszek (27-30) (.474), who is in his 3rd season with the Sox, after managing the pitching staff in 2013 and 2014...Proszek is assisted by Miles Kizer and Cory LeBrun, both in their first seasons.

COVERAGE OF THE APPLESOX

Broadcast frequencies for AppleSox broadcasts are listed below. Fans can listen online at applesox.com/listen-live. Second-year broadcaster Trevor Williams will call the play-by-play all season, with broadcasts scheduled to start 25 minutes prior to first pitch.

KCSY	KBSN	KWCC-TV
Wenatchee: 93.9 (FM)	Moses Lake: 1470 (AM)	Local Tel: 12
Chelan: 95.3 (FM)		Charter: 19
Brewster: 101.3 (FM)		Quincy: 12
Omak: 101.9 (FM)		Ellensburg: 12

*Live Stats: http://www.pointstreak.com/baseball/team_scoreboard.html?teamid=3139

LOOKING AHEAD

APPLESOX 2016 SEASON



For Ticket Information:
www.applesox.com
509-665-6900

VS. YAKIMA VALLEY

The AppleSox and Pippins have met 17 times in the Pippins first two seasons...the Sox lead the series at 9-8, and Wenatchee is 6-2 at County Stadium, after dropping the season-opener last year and winning the next five straight...split last two...1-1 in extra-inning games...3-1 loss, 7/26 was first time teams combined for less than 5 runs in a game.



AT A GLANCE

CURRENT...

Current streak.....	1 W
Current (homestand/road).....	1-1
Last homestand.....	2-4
Last road trip.....	2-1
Last 5.....	3-2
Last 10.....	4-6

WHEN APPLESOX...

Score first.....	17-13
Score second or shutout.....	8-18
Score 3 runs or fewer.....	4-13
Score 4 runs or more.....	23-17
Score in three + innings.....	21-11
AppleSox throw shutout.....	4-0
Opponent throws shutout.....	0-2
Lead after 7 innings.....	22-5
Trail after 7 innings.....	2-23
Tied after 7 innings.....	3-2
Lead after 8 innings.....	24-4
Trail after 8 innings.....	0-24
Tied after 8 innings.....	3-2
Out-hit opponent.....	19-3
Out-hit by opponent.....	6-25
Opponent hits equal.....	2-2
AppleSox 10+ hits.....	13-8
Opponent 10+ hits.....	6-18
AppleSox hit home run.....	7-7
Opponent hits home run.....	3-7
AppleSox commit error.....	19-25
AppleSox errorless.....	8-5
Play after an off day.....	4-4

HOW MANY...

Come-from-behind wins.....	12
Blown leads/resulting in loss.....	17
Wins/loses in final at bat.....	1-6
Players used (pitchers).....	35 (15)
One-run / two-run games.....	18 / 8
Postponements/delays.....	2

THE RECORD...

June.....	11-12
July.....	13-14
August.....	3-4
Pre All-Star.....	18-22
Post All-Star.....	9-8
Monday.....	1-2
Tuesday.....	6-3
Wednesday.....	4-5
Thursday.....	4-5
Friday.....	3-7
Saturday.....	6-4
Sunday.....	3-4

THROUGH 57 GAMES...

2014 after 57 games.....	33-23
Best after 57 games.....	43-13(2011)
Worst after 57 games.....	26-30*(2015)
*200 season completed at 16-23	

WHEN APPLESOX WEAR...

Home White.....	15-16
Road Blue.....	12-14
Alternate Red.....	0-0

LAST NIGHT

The AppleSox scored first in the second inning off of Pippins starter Darrion Simons...Drew Helmstadter drove in Jordan Rathbone with an RBI single. Rathbone was aboard earlier in the inning on a double...Yakima Valley answered with an RBI double from Dayton Provost, scoring Jake Manson, who was aboard on a double earlier in the inning...Zach Haggett (6-3), worked seven innings for the AppleSox, Saturday, and gave up only the one Pippin run on five hits. He threw 90 pitches over his seven innings and threw 60 for strikes...Keston Hiura gave Haggett a lead to work with in the top of the seventh. Hiura hit an RBI triple to the wall in right field to score Evan Douglas who walked earlier in the seventh off of Pippins reliever Zach Wolf (0-1)...Hiura also walked in the first inning to extend his streak of reaching base to 40-consecutive games... Kyle Vanderkin also tripled for the AppleSox in the eighth inning...in the bottom half, AJ Proszek was ejected arguing a changed call between second and third base, when a Pippins runner was originally called out on a rundown, later to be ruled safe on a missed tag... Sean Sparling rebounded to strikeout two batters with two runners in scoring position, before retiring the side in the ninth inning for the AppleSox 2-1 victory.

CAN'T KEEP HIM OFF BASE

Keston Hiura extended his consecutive reached base safely streak to 40 games, with a walk in the first inning last night...he has reached base consecutively in more games than any other player in the WCL this season...the previous high was set by Tyler Davis of Bend (31)...there are no players with an active streak in the WCL higher than 18 games, other than Hiura...his streak began June 24 at home against the Yakima Valley Pippins, in a 10-8 AppleSox loss.

APPLESOX ALL-TIME

Through the first fifteen franchise seasons and 867 games, the AppleSox own a 540-327 (.623) record...the AppleSox are 400-227 (.638) since the inception of the WCL in 2005...Wenatchee is 349-209 (.626) all-time in WCL league games (including playoffs), and 55-15 (.786) all-time in non-league contests since 2005...all-time, the AppleSox are 431-284 (.603) against league opponents (including playoffs) and 107-40 (.728) vs. non-league teams...Wenatchee owns a 325-169 (.657) all-time home record, and is 225-177 (.561) on the road...Wenatchee is 34-29 all-time in extra-inning games.

APPLESOX UPDATE

WCL STANDINGS...

EAST	GB
Kelowna (32-19)y.....	-
Yakima Valley (28-25).....	5.5
Wenatchee (24-29)	9.5
Walla Walla (22-30).....	11
WEST	GB
Bellingham (33-20)x.....	-
Victoria (28-24).....	4.5
Kitsap (23-29).....	9.5
Cowlitz (20-33).....	13
SOUTH	GB
Bend (34-16)z.....	-
Corvallis (31-21).....	4
Medford (24-26).....	10
Klamath Falls (12-40).....	23
WILD CARD	GB
Corvallis (31-21)w.....	-
NUMBER OF DAYS...	
Leading Division.....	0
In second place.....	1
In third place.....	6
In fourth place.....	59
BY SERIES... (W-L-T)	
Series records.....	9-9-1
Home series.....	6-4-1
Away series.....	3-5-0
Divisional series.....	4-4-0
League series.....	8-9-0
Non-League series.....	1-0-1
First game series.....	10-9
Second game series.....	9-10
Third game series.....	7-8
Rubber match.....	3-3
Series sweeps.....	3-4
VS...	
WCL East.....	12-14
WCL West.....	6-9
WCL South.....	6-6
WENATCHEE VS...	
WCL.....	2015 All-time*
Bellingham.....	1-2 36-24
Bend.....	0-3 26-31
Corvallis.....	0-3 34-35
Cowlitz.....	1-2 18-6
Kelowna.....	5-4 65-24
Kitsap.....	2-1 39-18
Klamath Falls.....	3-0 20-4
Medford.....	3-0 7-5
Victoria.....	2-4 11-7
Walla Walla.....	4-5 25-25
Yakima Valley.....	3-5 9-8
CURRENT WCL^24-29	292-185
TOTAL WCL	349-209

*All-time marks WCL record (dates back to 2005)
^Does not include former WCL franchises
-records include playoffs

**SOX STARTER: HUNTER WELLS (RHP) 10G, 10GS, 7-2, 2.88 ERA, 62.1IP, 54H, 54K, 30BB, .228 opp. avg****LAST: Win: 8/4****Loss: 7/29****ND: 6/10****HR: 8/4****2015 BESTS: IP: 8.0, (6/10)****K: 9 (7/27)****Hits: 1, (6/10)****CG: N/A**

- Wells made 13 appearances for Gonzaga in 2015 with five starts over 36 1/3 innings pitched...he accumulated a 3.72 ERA and a 1-4 record...Wells allowed 31 hits and 15 earned runs while walking 19 and striking out 33...opponents averaged .235 off of him.
- Made 11 relief appearances for the AppleSox in 2014 and logged his two decisions on the summer in his final two games...his win was earned over three shutout innings, Aug. 7 at Kelowna...he was able to eat up multiple innings in 10-of-11 appearances.
- Played one year at Lower Columbia...went 6-1 with a 2.00 ERA for the Red Devils...earned First Team All-West Division...he pitched 60 1/3 innings and struck out 63 batters while throwing one complete game
- GNL Football Play of the Year honoree...was a three-sport athlete, having also played basketball for the West Valley Knights.

GAME-BY-GAME/TOTALS:

DATE	OPPONENT	RES	DEC	IP	R	ER	H	SV	BB	SO	BF	OOP	OSLG	OAVG	ERA	WHP
Aug 4	Walla Walla	W 8-5	W	7.0	4	4	8	0	3	4	31	.32600	0.302	0.228	2.89	1.350
Jul 29	@Kelowna	L 8-12	L	5.0	5	5	7	0	4	5	27	.32300	0.280	0.217	2.60	1.320
Jul 23	@Kitsap	W 4-3	W	7.0	1	1	7	0	2	6	29	.30800	0.234	0.205	1.97	1.230
Jul 20	SOU	L 0-3	-	1.0	0	0	0	0	2	1	5	.40000	0.000	0.000	0.00	2.000
Jul 16	@Kelowna	W 13-9	W	5.0	5	5	7	0	6	4	29	.30700	0.230	0.196	2.08	1.220
Jul 9	@Cowlitz	L 4-5	L	6.0	5	1	7	0	4	2	31	.27600	0.210	0.177	1.17	1.040
Jul 4	Klamath	W 4-0	W	8.0	0	0	4	0	2	6	28	.25800	0.190	0.157	1.11	.900
Jun 27	@Victoria	W 1-0	W	6.0	0	0	3	0	1	9	25	.26900	0.200	0.157	1.48	.950
Jun 21	@Bellingham	W 5-1	W	5.0	1	1	2	0	3	4	23	.27800	0.206	0.164	1.96	1.040
Jun 15	Medford	W 8-3	W	5.1	3	3	8	0	2	7	27	.26800	0.240	0.184	2.03	1.050
Jun 10	@Walla Walla	W 3-0	-	8.0	0	0	1	0	3	7	29	.13800	0.077	0.040	0.00	.500

BULLPEN**#7 Tyler Burch - RHP 3-0, 5.30, 5K, 9BB, 3GS****LAST: Win: 7/30 Loss: N/A HR Allowed: N/A SV: N/A****2015 BESTS: IP: 6.2 (7/24) K: 5 (8/5) Hits Allowed: 4 (8/5)**

- Made AppleSox Debut, 7/24 at home
- 2015 Temp. contract player first, played for Apple Valley Packers

#11 Hunter Wells - RHP 7-2, 2.89, 54K, 30BB, 10GS**LAST: Win: 8/4 Loss: 7/29 HR Allowed: 8/4 SV: N/A****2015 BESTS: IP: 8 (7/4) K: 9 (6/27) Hits Allowed: 1 (6/10)**

- 2015 WCL All Star, tied for WCL lead in strikeouts (54)
- Second WCL pitcher to reach 4-win mark in 2015
- Took a no-hitter into the seventh inning in first start 6/10 at Walla Walla
- 13 appearances for GU, 2015, 3.72...1-4...33 K, 19 BB
- WEN: 11 relief appearances
- Used for multiple innings in 10-of-11 opportunities

#12 Zach Haggett - RHP 6-3, 3.72, 44K, 28BB, 11GS**LAST: Win: 8/8 Loss: 8/2 HR Allowed: 7/28 SV: N/A****2015 BESTS: IP: 7.2 (7/15) K: 7 (6/17) Hits Allowed: 2 (7/15)**

- Threw 25-consecutive scoreless innings for the AppleSox, which ended 7/15 on a wild pitch thrown by Tony Contonio, scoring a run that was the responsibility of Haggett
- 5-3 for Proszek at CCS in 2015...42 K's to 14 BB
- Only allowed a total of 5 ER in three 2015 losses
- WEN: pitched twice in league play...save at YVP (6/7/1)

#13 Colton Loomis - RHP 1-1, 2.20, 15K, 10BB, 1SV**LAST: Win: 7/14 Loss: 6/11 HR Allowed: 7/24 SV: 8/5****2015 BESTS: IP: 4 K: 3 2x (7/9) Hits Allowed: 0 (6/15)**

- Helped NNU to GNAC title series for first time since 1992
- WEN: 1-0 as a starter and got win in first league game
- Led AppleSox pitchers in appearances, 14, (closest: 12)
- Helped lead Cashmere Bulldogs to two state titles



#15 Brian Gadsby - RHP 1-1, 2.55, 32K, 11BB, 3SV
LAST: Win: 6/10 **Loss:** 7/1 **HR Allowed:** 7/17 **SV:** 7/25
2015 BESTS: IP: 4.2 (7/17) **K:** 8 (7/8) **Hits Allowed:** 0, 2x (8/6)

- Second on team in saves, with 3
- 13.2 consecutive scoreless innings to start 2015 (6/7-7/1)
- First AppleSox win: 6/10 in extras at Walla Walla
- Can throw over-the-top and underneath (submarine style)

#16 Micael Taylor - RHP 2-6, 6.06, 29K, 19BB, 0SV, 7GS
LAST: Win: 7/25 **Loss:** 8/6 **HR Allowed:** 7/13 **SV:** N/A
2015 BESTS: IP: 7.0 (7/25) **K:** 5 (7/2) **Hits Allowed:** 3 (6/26)

- Made first AppleSox start, 7/2 on road at Walla Walla
- First league appearance: 6/9 at Walla Walla
- Pitched two complete game wins for Wenatchee Valley College in 2015

#17 Dustin Hamilton - LHP 0-0, 2.76, 40K, 20BB, 5SV
LAST: Win: N/A **Loss:** N/A **HR Allowed:** N/A **SV:** 8/4
2015 BESTS: IP: 4 (7/6) **K:** 7 (7/11) **Hits Allowed:** 0 (6/15)

- Team saves leader, with 4
- Pitched at CWU for the Wildcats in 2015
- Made AppleSox debut, 6/12 vs. Corvallis

#20 Sean Sparling - RHP 0-0, 1.61, 23K, 9BB, 3SV
LAST: Win: N/A **Loss:** N/A **HR Allowed:** N/A **SV:** 8/8
2015 BESTS: IP: 4.0 (7/7) **K:** 4 (7/7) **Hits Allowed:** 0 (7/17)

- Team-leading ERA at 1.61
- Made first appearance 6/14 vs. Corvallis
- 3.1 innings, 3 hits, 0 runs, 1 walk, 3 strikeouts

#22 Kyle Blankenship 0-2, 9.38, 22K, 25BB, 3GS, 1SV
LAST: Win: N-L **Loss:** 7/7 **HR Allowed:** 7/29 **SV:** 7/3
2015 BESTS: IP: 5 (N-L) **K:** 5 (N-L) **Hits Allowed:** 1 (7/13)

- 11 games/6 starts for WVC in 2015...34 K's to 11 BB's
- WEN: Temp player - 2.1 inn. league play in relief
- WP vs. SF, June 5, 2014...tossed 5 innings...1R, 3
- Wenatchee HS graduate, Class of 2013

#23 Jake Olson 0-0, 2.70, 6K, 1BB, 0SV
LAST: Win: N/A **Loss:** N/A **HR Allowed:** 8/6 **SV:** N/A
2015 BESTS: IP: 4 (7/31) **K:** 3, 2x (8/6) **Hits Allowed:** 2 (7/31)

- Joined AppleSox, 7/31

#24 Anthony Contonio - RHP 0-5, 9.44, 21K, 19BB, 0SV
LAST: Win: (N-L) **Loss:** 7/10 **HR Allowed:** 7/17 **SV:** N/A
2015 BESTS: IP: 3 (6/19) **K:** 5 (7/2) **Hits Allowed:** 1 (7/31)

- Has lost four of last six appearances... three of last five: walkoffs
- 3-1 in 2015 at CCS...sported a 3.53 ERA and made 14 relief appearances with one save
- 35.2 IP, 22 strikeouts, 11 walks...pitched nine innings over last three appearances, giving up 5 H, and 3 ER (1-1)
- 4.13 ERA over 14 appearances in 2014...two saves, 32 IP, 21 K, 14 BB, 46 hits allowed (28 in 2015)

#30 Gage Burland - RHP 2-4, 5.86, 42K, 30BB, 9GS
LAST: Win: 7/21 **Loss:** 8/7 **HR Allowed:** N/A **SV:** N/A
2015 BESTS: IP: 7.0 (7/26) **K:** 11 (7/3) **Hits Allowed:** 2 (6/14)

- First win: July 3 vs. Klamath Falls, Fireworks Night
- Left game in top of fourth, 6/14 vs. Corvallis (hip)
- 11 appearances for Gonzaga...0-1, one start

BATTERS

#1 Keston Hiura - OF .358 AVG, 6 HR, 42 RBI, .439 OBP
Trip/Homestand: 3-8, RBI, BB, 3K **Series:** 3-8
Yesterday: 2-4, RBI, 3B, BB, K H Stk. (Sea. high): 11 games (11)

- Has reached base in 40 consecutive games (WCL high)
- 10-23, 7R, 4BB, 8RBI, 2HR last homestand
- Team's RBI leader at 42, AVG at .358
- Teams record holder in total bases (113), and doubles (21) for a single season
- Set team's triple record at five for the season
- Nine-game hit streak snapped 7/10 at Cowlitz
- 11-game hit streak snapped 7/25 vs. Yakima
- 2015 Big West Freshman Player of the Year

#2 Joey Jansen - OF .268 AVG, 0 HR, 23 RBI, .343 OBP
Trip/Homestand: 2-7, K **Series:** 2-7
Yesterday: 2-4 **H Stk. (Sea. high):** 1 games (4)

- Only AppleSox player with multiple four-hit games (3)
- Average rose from .245 at start of month, to .298 by July 21
- Played for the AppleSox in 2012 and 2013
- Was both a pitcher and position player in 2012 for the Sox

#3 Evan Douglas - INF .256 AVG, 7 HR, 22 RBI, .326 OBP
Trip/Homestand: 0-7, R, BB, 2K **Series:** 0-7
Yesterday: 0-3, R, BB, 2K **H Stk. (Sea. high):** 0 games (8)

- Seven game hit streak ended 8/6
- Eight game hit streak came to an end, 7/2
- First AppleSox player with a 4RBI game, 6/26 at Victoria
- Non-League: .429, 4R, 6H, 2B, 3B, 4 RBI, 3BB, 2K

#4 Erik Sauve - C .125 AVG, 0 HR, 2 RBI, .250 OBP
Trip/Homestand: 0-0 **Series:** 0-0
Yesterday: DNP **H Stk. (Sea. high):** 1 games (2)

- Non-League: .375, 3H, 2 2B, 3RBI, BB, 4 K
- At WVC, 2015: .261 hitter, 6 2B, one triple, 30 hits, 14 RBI
- 25 K's to 19 BBs, 115 plate appearances

#6 Keaton Smith - INF .114 AVG, 0 HR, 4 RBI, .212 OBP
Trip/Homestand: 0-0 **Series:** 0-0
Yesterday: DNP **H Stk. (Sea. high):** 0 games (2)

- Non-League: .250, 3H, 3R, 3RBI, 3BB, 2K
- Redshirted in 2015 at Nevada



#8 Jordan Rathbone - OF .279 AVG, 0 HR, 7 RBI, .333 OBP
Trip/Homestand: 4-8, R, RBI **Series:** 4-8
Yesterday: 2-4, R **H Stk. (Sea. high):** 2 games (5)

- Played for Spokane Expos in 2015 (Sox non-league opponent June 6-7)
- Leading hitter for Expos vs. AppleSox (.571)

#10 Sheldon Liikala - OF .272 AVG, 0 HR, 23 RBI, .359 OBP
Trip/Homestand: 1-9, 3K **Series:** 1-9
Yesterday: 1-5, 2K **H Stk. (Sea. high):** 1 games (12)

- Had 12-game hit streak to open the season (8-game in league play)...ended 6/19 at Bellingham
- 2015 WCL All Star
- Non-League: .333, 7R, 4H, 3RBI, 5BB, 2K, .SB
- Fourth-leading hitter for CCS in 2015
- 13, multi-hit games for the Sasquatch

#14 Jake Hirabayashi - INF .253 AVG, 0 HR, 9 RBI, .363 OBP
Trip/Homestand: 0-0 **Series:** 0-0
Yesterday: DNP **H Stk. (Sea. high):** 0 games (3)

- First extra-base hit: 7/7 2RBI double vs. Bend
- Joined the AppleSox 6/23 vs YVP
- First AppleSox hit: 6/24

#18 Ryan Crowe - C .188 AVG, 0 HR, 11 RBI, .324 OBP
Trip/Homestand: 1-3, RBI **Series:** 1-3
Yesterday: DNP **H Stk. (Sea. high):** 4 games (4)

- AppleSox leading defensive catcher in 2015...
- Pinch-hitter for AppleSox 6/14 vs. Corvallis in debut, doubled in first at bat

#25 Andrew Helmstadter - C .209 AVG, 0 HR, 12 RBI, .296 OBP
Trip/Homestand: 1-4, RBI **Series:** 1-4
Yesterday: 1-4, RBI **H Stk. (Sea. high):** 1 games (3)

- First Team All-GNAC in 2015...hit .319 (2nd - NNU), played in all 57 of team's games
- Has only missed five-of-106 games since starting at NNU
- Top-15 hitter (by average) in the GNAC in 2015
- Played in 44-of-49 games as a freshman

#26 Mitchell Holland - INF .314 AVG, 3 HR, 27 RBI .371 OBP
Trip/Homestand: 2-6, R, 3BB **Series:** 2-6
Yesterday: 1-2, 3BB **H Stk. (Sea. high):** 2 games (10)

- Second-highest average at .314
- Ten game hit streak ended 8/1
- AppleSox leading hitter in the month of June (.368, 3 2B, 2 HR, 9 RBI, BB, .400 OBP, .526 slugging)
- Made AppleSox debut, 6/14 as a pinch-hitter...RBI in 1 PA

#28 Nick Nyquist - INF .254 AVG, 0 HR, 21 RBI, .302 OBP
Trip/Homestand: 0-8, K **Series:** 0-8
Yesterday: 0-4, K **H Stk. (Sea. high):** 0 games (4)

- Two triples this season
- Non-League: .250, 2R, 4H, RBI, 5 BB, 5K
- Walked on a 3-2 count w/ bases loaded and one out, 6/6 vs. SPO...gave AppleSox 7-6 win
- Third-best average amongst Gonzaga bench players
- .947 fielding percentage, .348 OBP, started three games
- Father, Mike, played pro-ball for the Philadelphia Phillies

#29 Kyle Vanderkin - INF .272 AVG, 0 HR, 16 RBI, .452 OBP
Trip/Homestand: 2-6, R, BB, 2K **Series:** 2-6
Yesterday: 1-3, BB, K, 3B **H Stk. (Sea. high):** 2 games (6)

- AppleSox walk leader at 29, on-base percentage at .452
- Delivered go-ahead 3 RBI 2B, 7/25 vs. Yakima Valley
- Had reached base in fist ten league games until Sunday 6/21 at Bellingham...reached in only one of his next three appearances (7/2 at WW)
- Has walked at least once in all but eight games (9 multi-walk games - 4 in a row 6/14-17)
- Gave AppleSox first season hit on Opening Night, 6/4 vs. SF
- WEN: .321 avg. over 17 games, with 24 walks
- Walk total: third-best in Wenatchee, top-25: WCL

2015 TEAM PITCHING/BATTING -- HIGHS/LOWS

PITCHING		DATE/OPPONENT	BATTING		DATE/OPPONENT
Most runs allowed	21	8/2 vs. Victoria	Most runs scored	17	7/30 at Kelowna
Most earned runs allowed	20	8/2 vs. Victoria	Most hits	20	7/30 at Kelowna
Most hits allowed	21	8/2 vs. Victoria	Most HRs	3	6/26 at Victoria
Most walks	12	8/2 vs. Victoria	Shut out	1	6/9 at Walla Walla
Most strikeouts	14	7/3 vs. Klamath Falls	Fewest hits	2	4x (7/25 vs. Yakima Valley)
Most stolen bases	4	6/13 vs. Corvallis	Most strikeouts	16	7/8 vs. Bend
Shutouts	4	7/5 vs. Klamath Falls	Most walks	15	6/7 vs. Spokane
Complete games (starters)	1	6/4 vs. San Francisco	Most stolen bases	9	7/11 at Cowlitz
Most HRs allowed	3	7/29 at Kelowna	Most extra-base hits	8	7/16 at Kelowna



APPLESOX GENERAL HIGHS/LOWS

QUICK HITS

Longest winning streak.....	3	7/23-7/26
Home/Road.....	4/3	7/14-7/26 / 7/11-7/16
Longest losing streak.....	5	7/6-7/11
Home/Road.....	4/4	7/26-8/2 / 7/1-7/10
Largest margin/victory.....	10	7/30 at Kelowna
Largest margin/defeat.....	11	8/2 vs. Victoria
Longest game duration.....	4:04	7/7 vs. Bend
Shortest game duration.....	1:56	7/25 vs. Yakima Valley
Average game duration.....	2:45	
Most runners LOB.....	15 (twice)	6/7 vs. Spokane
Most errors committed.....	5	6/7 vs. Spokane
Largest deficit overcome.....	4	6/6 vs. Spokane
Largest lead relinquished.....	4	6/20 at Bellingham

ATTENDANCE

Highest paid attendance.....	1,859	8/6 vs. Walla Walla
Home.....	1,859	8/6 vs. Walla Walla
Road.....	1,835	7/28 at Kelowna
Lowest paid attendance.....	729	6/15 vs. Medford
Home.....	729	6/15 vs. Medford
Road.....	172	7/22 at Kitsap
Avg. home attendance.....	1,131	
Avg. road attendance.....	983	

SCORE BY INNINGS *ALL Games*

	1	2	3	4	5	6	7	8	9	X	Total
AppleSox	41	19	30	38	40	45	38	27	29	7	291
Opponents	42	38	39	35	33	46	26	25	23	7	295

APPLESOX HOME RUNS

Record by HR...	1	2	3+
	6-7	0-0	1-0

HR by position...	POS	No.
	P	--
	C	--
	1B	3
	2B	--
	3B	--
	SS	7
	LF	3
	CF	3
	RF	--
	DH	--
	TOTAL	16

HRs at Home: 8

HRs on Road: 8

Grand slams (0): None

Back-to-back (1): Mitchell Holland/Evan Douglas

Inside-the-park (0): None

Pinch-hit (0): None

Lead-off (4): Hiura, 7/8 (sixth)

Game-ending (0): None

Game-winning in last AB/road (0): None

Multi (1): Evan Douglas (2 - 6/26)

STARTS BY POSITION *Current Roster Players Only

Left Field (4)	Center Field (3)	Right Field (3)
#1, Keston Hiura (16)	#1, Keston Hiura (26)	#10, Sheldon Liikala (38)
#2, Joey Jansen (16)	#10, Sheldon Liikala (9)	#2, Joey Jansen (4)
#8, Jordan Rathbone (8)	#2, Joey Jansen (2)	#6, Keaton Smith (2)
#6, Keaton Smith (2)		
Third Base (4)	Shortstop (2)	Second Base (3)
#28, Nick Nyquist (36)	#3, Evan Douglas (42)	#6, Keaton Smith (19)
#29, Kyle Vanderkin (4)	#29, Kyle Vanderkin (9)	#14, Jake Hirabayashi (16)
#14, Jake Hirabayashi (4)		#19, Kyle Vanderkin (14)
#25, Andrew Helmstadter (1)		
Designated Hitter (10)	Pitcher (9)	First Base (2)
#2, Joey Jansen (18)	#12, Zach Haggett (11)	#26, Mitchell Holland (39)
#14, Jake Hirabayashi (4)	#11, Hunter Wells (10)	#28, Nick Nyquist (14)
#25, Andrew Helmstadter (3)	#30, Gage Burland (9)	
#10, Sheldon Liikala (3)	#16, Micael Taylor (6)	
#29, Kyle Vanderkin (3)	#23, CJ Gettman (5)	
#18, Ryan Crowe (2)	#9, Chris Carns (5)	
#3, Evan Douglas (1)	#22, Kyle Blankenship (3)	
#1, Keston Hiura (1)	#7, Tyler Burch (3)	
#6, Keaton Smith (1)	#15, Brian Gadsby (1)	
#4, Erik Sauve (1)		Catcher (3)
#8, Jordan Rathbone (1)		#25, Andrew Helmstadter (20)
		#18, Ryan Crowe (18)
		#4, Erik Sauve (15)

APPLESOX MULTI-HIT GAMES

Player	2	3	4	5	Total
Crowe	1	--	--	--	1
Douglas	12	2	1	--	15
Helmstadter	4	1	--	--	5
Hilpert	--	1	--	--	1
Hirabayashi	4	1	1	--	6
Hiura	14	5	1	--	20
Holland	13	4	1	--	18
Jansen	10	5	3	--	18
Liikala	9	2	1	--	12
Nyquist	11	3	--	1	15
Rathbone	4	--	--	--	4
Sauve	2	--	--	--	2
Smith	2	--	--	--	2
Vanderkin	5	1	--	--	6
OTHER	5	2	--	--	7

APPLESOX MULTI-RBI GAMES

Player	2	3	4	5+	Total
Crowe	1	1	--	--	2
Douglas	4	1	1	--	6
Helmstadter	--	1	--	--	1
Hilpert	--	1	--	--	1
Hirabayashi	1	1	--	--	2
Hiura	9	3	1	--	13
Holland	5	2	--	--	7
Jansen	3	--	2	--	5
Liikala	7	--	--	--	7
Nyquist	3	1	--	--	4
Rathbone	2	--	--	--	2
Sauve	1	--	--	--	1
Smith	2	--	--	--	2
Vanderkin	2	2	1	--	5
OTHER	5	2	--	--	7

TWO-OUT RBI

Player	2-OUT RBI
Hiura	17
Jansen	13
Vanderkin	12
Liikala	11
Holland	9
Hirabayashi	7
Nyquist	7
Helmstadter	6
Smith	5
Douglas	3
Sauve	3
Crowe	2
Rathbone	2



THE LAST TIME THE APPLESOX...

	DATE/OPPONENT (#)		DATE/OPPONENT (#)
Scored at least 10 runs	Aug. 2, 2015 vs. Victoria (10)	Gave up 1 hit	June 10, 2015 at Walla Walla
Scored at least 15 runs	July 30, 2015 at Kelowna (17)	Threw a no-hitter	July 19, 2006 at Moses Lake (Lidyrd, DJ)
Scored at least 20 runs	July 10, 2014 vs. NW Star Academy (22)	Won in extra innings	June 10, 2015 at Walla Walla (3-0 in 10)
Collected at least 15 hits	Aug. 4, 2015 vs. Walla Walla (15)	Won a series	Aug. 4-6, 2015 vs. Walla Walla (2-1)
Threw a shutout	July 4, 2015 vs. Klamath Falls	Won a divisional series	Aug. 4-6, 2015 vs. Walla Walla (2-1)
Were shutout	June 9, 2015 at Walla Walla	Won a road series	July 28-30, 2015 at Kelowna (2-1)
Struck out at least 10	Aug. 4, 2015 vs. Walla Walla (10)	Won a div. road series	July 28-30, 2015 at Kelowna (2-1)
Struck out at least 15	July 16, 2014 at Walla Walla (20)	Swept an opponent	July 3-5, 2015 vs Klamath Falls (3-0)
Gave up 4 hits	July 5, 2015 vs. Klamath Falls	Swept an opp. on road	Aug. 5-7, 2014 at Kelowna (3-0)
Gave up 3 hits	June 21, 2015 at Bellingham	Swept a div. opponent	Aug. 5-7, 2014 at Kelowna (3-0)
Gave up 2 hits	Aug. 19, 2013 at Corvallis	Swept a div. opp. on road	Aug. 5-7, 2014 at Kelowna (3-0)

THE LAST TIME AN APPLESOX PLAYER...

	DATE/OPPONENT/PLAYER		DATE/OPPONENT/PLAYER
Scored 4 runs in game	July 16, 2015, vs. Kelowna, Jake Hirabayashi	3 home runs in one game	N/A
Scored 5 runs in game	Aug. 5, 2009, vs. Kelowna, Ronnie Schaeffer	Hit a grand slam	July 16, 2014, at Walla Walla, Joe Gillette
4 hits in one game	July 31, 2015, vs. Victoria, Joey Jansen	Had game-ending hit	June 11, 2014, vs. Kitsap, Taylor Johnson
5 hits in one game	Aug. 2, 2015, vs. Victoria, Nick Nyquist	3 stolen bases in a game	Aug. 15, 2012, at Corvallis, Ty Moore
4 RBI in one game	July 30, 2015, at Kelowna, Joey Jansen	4 stolen bases in a game	July 6, 2007, vs. Kelowna, Zach Mandelblatt
5 RBI in one game	Aug. 10, 2013, at Kelowna, Connor Spencer	Threw a complete game	June 4, 2015 vs. San Francisco, CJ Gettman
3 doubles in one game	Aug. 5, 2014, at Kelowna, Nick Brooks	Threw a CG shutout	June 9, 2011, vs. Kelowna, Owen Jones
2 triples in one game	Aug. 1, 2006, at Bellingham, Brent Wyatt	Struck out at least 10	June 4, 2015 vs. San Francisco, CJ Gettman
2 home runs in one game	June 26, 2015, at Victoria, Evan Douglas	Threw a no-hitter	July 19, 2006, at Moses Lake, DJ Lidyrd

2015 INDIVIDUAL HIGH/LOWS

Batting

Longest hitting streak	(12), Sheldon Liikala (6/4-6/19)
Most hits, game	(5), Nick Nyquist (8/2 vs. VIC)
Most runs, game	(4) Jake Hirabayashi (7/16 at KEL)
Most doubles, game	(2), (6x) Keston Hiura (7/29 at KEL)
Most triples, game	(1), Multiple (Multiple)
Most home runs, game	(2), Evan Douglas (6/26 at VIC)
Most extra-base hits, game	(2) Multiple (Multiple)
Most RBI, 9-inning game	(4), 5x, Joey Jansen (7/30 at KEL)
Most RBI, extra-inning game	(3) Scott Hilpert, Kyle Vaderkin (6/11 at WW/6/14 vs. COR)
Most stolen bases, game	(2), Multiple (Multiple)
Grand slams (0)	

Pitching

Fewest hits allowed, (starter)	(1), CJ Gettman (6/10 at WW)
Most strikeouts, game (starter)	(11), Gage Buland (7/3 vs. KF)
Most strikeouts, game (reliever)	(8), Brian Gadsby (7/8 vs. BEN)
Most walks, game	(6), Gage Buland (8/1 vs. VIC)
Most innings, game (starter)	(9.0), CJ Gettman (6/4 vs. SF)
Most innings, game, (reliever)	(6.1), Micael Taylor (6/26 vs. VIC)
Longest winning streak	(4), Hunter Wells, Zach Haggett (Multiple)
Longest losing streak	(5), Tony Contonio (6/24-current)
Most consecutive scoreless innings, (starter)	(5.1), Zach Haggett (8/8-current)
Most consecutive scoreless innings, (reliever)	(5.2), Sean Sparling (8/1-current)

RECORD BOOK

SINGLE GAME INDIVIDUAL

Hits	5	Five times
Doubles	3	Sam Hall ('04), Nick Brooks ('14)
Triples	2	Brent Wyatt ('06)
Home runs	2	Nate Flemens ('00), Justin Ehlers ('04)
Stolen bases	4	Brent Wyatt ('06), Zach Mandelblatt ('07)
Strikeouts	16	D.J. Lidyrd ('06)

SINGLE SEASON INDIVIDUAL

Hits	79	Mitchell Gunsolus (2012)
Home runs	9	Taylor Sparks (2012)
RBI	48	Mitchell Gunsolus (2012)
Stolen bases	23	Brent Wyatt (2006)
Batting avg.	.421	Jason Freeman (2002)
ERA	1.05	Trent Baysinger (2003)
Strikeouts	86	D.J. Lidyrd (2006)
Wins	7	Owen Jones (2011), Hunter Wells (2015)
Saves	13	Tyler Kane (2012)



2015 TEAM/OPPONENT HIGH/LOW COMPARISON

Most runs scored, game	(#), Date (vs./at Team)
AppleSox	(17), 6/30 at KEL
Opponent	(21), 8/2 vs. VIC
Most runs scored, inning	
AppleSox	(6), 2x, 7/30 at KEL - first
Opponent	(7), 6/29 at KEL - sixth
Most hits, nine-inning game	
AppleSox	(20), 7/30 at KEL
Opponent	(21), 8/2 vs. VIC
Fewest hits, nine-inning game	
AppleSox	(2), 4x, 7/25 vs. YVP
Opponent	(1), 6/10 at WW
Most hits, inning	
AppleSox	(7), 7/21 at KIT - seventh
Opponent	(6), (3x) 6/30 at KEL - fourth
Most doubles, game	
AppleSox	(6), 7/16 at KEL
Opponent	(4), 2x, 8/2 vs. VIC
Most triples, game	
AppleSox	(2) 8/8 at YVP
Opponent	(2), 2x, 8/2 at VIC
Most home runs, game	
AppleSox	(3), 6/26 at YIC
Opponent	(3), 7/29 at KEL
Most stolen bases, game	
AppleSox	(9), 7/11 at COW
Opponent	(4), 6/13 vs. COR
Most errors, game	
AppleSox	(5), 6/7 vs. SPO
Opponent	(6) 8/2 vs. VIC
Most double plays turned, game	
AppleSox	(3), 7/14 vs. KEL
Opponent	(2) (5x), 8/2 vs. VIC
Most strikeouts, nine-inning game	
AppleSox	(14), 7/3 vs. KF
Opponent	(11) 6/10 at WW
Most walks, nine-inning game	
AppleSox	(9), 7/16 at KEL
Opponent	(15), 6/7 vs. SPO
Most left on base, nine-inning game	
AppleSox	(15) (twice), 6/7 vs. SPO
Opponent	(13) (twice), 6/24 vs. YVP

MOST RECENT OCCURENCES NOTED

AROUND THE WEST COAST LEAGUE: LEADERS AND RECORD WATCH

AVG	HR	RBI
 Hunter Villanueva Kelowna .378	 Dan Mayer Medford 11	 Tyler Davis Bend 50
Tunnell, W Bend .358 Hiura, K Wenatchee .358 Flores, J Kelowna .358 Davis, T Bend .352 King, B Bend .333 Alcantar, E Corvallis .329	Flores, J Kelowna 8 Scott, C Bellingham 7 Douglas, E Wenatchee 7 Collard, K Victoria 7 Villanueva, H Kelowna 7 Davis, T Bend 7	Hiura, K Wenatchee 42 Tunnell, W Bend 39 Flores, J Kelowna 39 Mayer, D Medford 36 Collard, K Victoria 35 Villanueva, H Kelowna 33

[> View More AVG](#) [> View More HR](#) [> View More RBI](#)

WCL RECORD WATCH

Multiple WCL records can be set in 2015, here are the following records that are on "upset alert:"

HITS: Record: 79, Mitchell Gunsolus, Wenatchee, 2012
Challenger: Tyler Davis, Bend, 69**TEAM AVG:** Record: .292, Wenatchee, 2012
Challenger: .304, Bend**APPLESOX WINS:** Record: 7, Owen Jones, 2011
Challenger: Hunter Wells, 7




*2B already set by Tyler Davis (22 - Tyler Christian, Bend, 2008, 18)

*2B already set by Bend (96 - Corvallis, 95, 2014)

*HR already set by Dan Mayer (11 - Vince Fernandez, 10, 2014)

Pitching Leaders

ERA - Minimum inning(s) pitched per team game - .8

W	SO	ERA
 Patrick McGuff Bend 7	 Patrick McGuff Bend 64	 John Oltsman Kitsap 1.13
Wells, H Wenatchee 7 Jensen, J Yakima Valley 6 Miller, B Kelowna 6 Topoozian, D Victoria 6 Haggett, Z Wenatchee 6 Hunter, N Bend 5	Simons, D Yakima Valley 58 Topoozian, D Victoria 55 Wells, H Wenatchee 54 Yada, M Yakima Valley 50 Neely, C Cowitz 49 Jensen, J Yakima Valley 48	Kemmerer, A Bellingham 1.45 Lucas, E Walla Walla 1.92 Balfour, J Cowitz 2.03 Simmons, N Kitsap 2.30 Lamont, J Kelowna 2.44 McGuff, P Bend 2.49

[> View More W](#) [> View More SO](#) [> View More ERA](#)



SOX IN THE SHOW

Jason Hammel - RHP - Chicago Cubs

Wenatchee AppleSox: 2001



BIO: A member of the 2001 Wenatchee AppleSox, Jason Hammel is one of the team's most notable alumni members. Born in Greenville, S.C., Hammel grew up in Port Orchard, Wash., and attended South Kitsap High School. Collegiately, Hammel played at Treasure Valley Community College and was drafted by Tampa Bay in the 10th round of the 2002 MLB Draft. His MLB debut was April 11, 2006 for the Rays. He also has played with Colorado, Baltimore, the Cubs (2014), and Oakland.

Blaine Hardy - LHP - Detroit Tigers

Wenatchee AppleSox: 2006



BIO: One of Milone's 2006 Championship teammates, Blaine Hardy got his start at Lewis-Clark State College after growing up in Endmonds, Wash. and playing school ball for Edmonds-Woodway High School. At Lewis-Clark State, Hardy won the NAIA World Series in 2008. Drafted by the Kansas City Royals in the 22nd round of 2008 MLB Draft, Hardy made his MLB debut June 16, 2014 for the Detroit Tigers. He has only recorded three MLB decisions in his young MLB career.

Tommy Milone - LHP - Minnesota Twins

Wenatchee AppleSox: 2006



BIO: A member of the WCL-Champion 2006 Wenatchee AppleSox, Tommy Milone was the second of Ed Knaggs' AppleSox to reach the show. A native of Saugus, Calif., Milone attended Saugus High School and the University of Southern California. He was drafted by the Washington Nationals in the 10th round of the 2008 amateur draft. His MLB debut came Sept. 3, 2011 against the New York Mets. He has previously played with the Nationals and Oakland.

2015 APPLESOX DAY-BY-DAY

G	D	D/N	OPP	W/L	SCORE	WIN/LOSS/SAVE	REC.	POS.	GA/GB	CLUB(S)	TIME	ATTENDANCE
1	6/4	N	SF	W	8-2	WP - Gettman	1-0	T-1st	-	-	2:01	1,296
2	6/5	N	SF	L	7-14	LP - Letkeman	1-1	3rd	-	WW,YVP	2:59	1,041
3	6/6	N	SPO	W	7-6 (10)	WP - Contonio	2-1	4th	-	All	2:49	934
4	6/7	N	SPO	W	15-5	WP - Blankenship	3-1	4th	-	All	2:47	771
	6/8		Off Day				-	-	-	-		
5	6/9	N	@WW	L	0-1	LP - Taylor (0-1)	0-1	4th	2.5	YVP	2:26	800
6	6/10	N	@WW	W	3-0 (10)	WP - Gadsby (1-0)	1-1	2nd	2.5	YVP	2:42	865
7	6/11	N	@WW	L	3-4 (10)	LP - Loomis (0-1)	1-2	4th	2.5	YVP	2:49	916
8	6/12	N	COR	L	4-7	LP - Haggett (0-1)	1-3	4th	3	YVP	2:26	1,191
9	6/13	N	COR	L	4-8	LP - Blankenship (0-1)	1-4	4th	3	YVP	2:38	1,231
10	6/14	N	COR	L	10-11 (12)	LP - Vanderkin (0-1)	1-5	4th	4	YVP	3:49	815
11	6/15	N	MED	W	8-3	WP - Wells (1-0)	2-5	4th	3	YVP/KEL	3:21	729
12	6/16	N	MED	W	8-3	WP - Gettman (1-0)	3-5	4th	3	YVP	2:48	793
13	6/17	N	MED	W	3-2	WP - Haggett (1-1) S- Sparling (1)	4-5	4th	2.5	YVP	2:42	1,263
	6/18		Off Day				-	-	-	-		
14	6/19	N	@BEL	L	3-5	LP - Carns (0-1)	4-6	4th	3	KEL	2:41	1,522
15	6/20	N	@BEL	L	4-5	LP - Taylor (0-2)	4-7	4th	3.5	YVP	2:55	640
16	6/21	D	@BEL	W	5-1	WP - Wells (2-0)	5-7	4th	3.5	KEL	2:36	1,430
	6/22		Off Day				-	-	-	-		
17	6/23	N	YVP	L	3-6	LP - Gettman (1-1)	5-8	4th	3.5	KEL/YVP	2:35	1,259
18	6/24	N	YVP	L	8-10	LP - Contonio (0-1)	5-9	4th	4.5	KEL/YVP	3:52	1,169
19	6/25	N	YVP	L	4-7	LP - Carns (0-2)	5-10	4th	5.5	YVP	2:18	1,248
20	6/26	N	@VIC	W	11-8	WP - Micael Taylor (1-2)	6-10	4th	5.5	YVP	3:22	1,593
21	6/27	N	@VIC	W	1-0	WP - Hunter Wells (3-0)	7-10	4th	5	YVP	2:49	1,475



G	D	D/N	OPP	W/L	SCORE	WIN/LOSS/SAVE	REC.	POS.	GA/GB	CLUB(S)	TIME	ATTENDANCE
22	6/28	D	@VIC	L	10-11 (11)	LP - Contonio (0-2)	7-11	4th	5	KEL	3:57	1,141
	6/29		Off Day									
23	6/30	N	@WW	W	5-4	WP - Haggett (2-1) S- Hamilton (1)	8-11	4th	4.5	KEL/YVP	3:08	1,154
June (8-11) Batting: .238 (156x655), 8 HR Pitching: 8-11, 3 SV, 4.26 ERA (82 ER, 173.1 IP)												
24	7/1	N	@WW	L	4-5	LP - Gadsby (1-1)	8-12	4th	5.5	KEL	2:49	760
25	7/2	N	@WW	L	2-3	LP - Contonio (0-3)	8-13	4th	6.5	KEL	2:41	1,164
26	7/3	N	KF	W	8-2	WP - Burland (1-0) S- Blankenship (1)	9-13	4th	5.5	KEL	2:48	1,594
27	7/4	N	KF	W	4-0	WP - Wells (4-0)	10-13	4th	5.5	KEL	2:04	1,038
28	7/5	N	KF	W	4-0	WP - Haggett (3-1)	11-13	4th	5	KEL	2:04	751
29	7/6	N	BEN	L	2-7	LP - Carns (0-3)	11-14	4th	6	KEL	2:39	779
30	7/7	N	BEN	L	7-8 (12)	LP - Blankenship (0-2)	11-15	4th	7	KEL	4:04	1,186
31	7/8	N	BEN	L	7-8	LP - Burland (1-1)	11-16	4th	8	KEL	3:02	827
32	7/9	N	@COW	L	4-5	LP - Wells (4-1)	11-17	4th	8.5	KEL	2:24	1,494
33	7/10	N	@COW	L	3-4	LP - Contonio (0-4)	11-18	4th	9.5	KEL	3:04	1,388
34	7/11	N	@COW	W	8-2	WP- Carns (1-3) S- Hamilton (2)	12-18	4th	9	KEL	3:01	1,229
	7/12		Off Day									
35	7/13	N	KEL	L	1-7	LP - Taylor (1-3)	12-19	4th	10	KEL	2:42	746
36	7/14	N	KEL	W	6-3	WP- Loomis (1-1)	13-19	4th	9	KEL	2:30	1,201
37	7/15	N	KEL	W	6-4	WP - Haggett (4-1) S- Gadsby (2)	14-19	4th	8	KEL	2:48	1,148
38	7/16	N	@KEL	W	13-9	WP- Wells (5-1)	15-19	4th	7	KEL	3:09	681
39	7/17	N	@KEL	L	6-9	LP- Contonio (0-5)	15-20	4th	8	KEL	3:00	673
40	7/18	N	@KEL	L	0-1	LP- Taylor (1-4)	15-21	4th	9	KEL	2:01	709
	7/19		Off Day - All Star Break									
7/20 WCL ALL STAR GAME - BELLINGHAM, WASH. 7:05 PM Pre All Star Record: 18-22 (15-21)												
41	7/21	N	@KIT	W	9-3	WP- Burland (2-1) S- Hamilton (3)	16-21	4th	8	KEL	3:08	186
42	7/22	N	@KIT	L	2-5	LP- Haggett	16-22	4th	9	KEL	1:58	172
43	7/23	N	@KIT	W	4-3	WP- Wells (6-1) S- Sparling (2)	17-22	4th	8	KEL	2:44	183
44	7/24	N	YVP	W	11-4	WP- Burch (1-0)	18-22	4th	8	KEL	2:31	1,302
45	7/25	N	YVP	W	4-2	WP- Taylor (2-4) S- Gadsby (3)	19-22	4th	8	KEL	1:56	1,271
46	7/26	N	YVP	L	1-3	LP- Burland (2-2)	19-23	4th	8.5	KEL	2:14	1,331
	7/27		Off Day									
47	7/28	N	@KEL	W	6-4	WP- Haggett (5-2) S- Hamilton (4)	20-23	4th	7.5	KEL	2:42	1,835
48	7/29	N	@KEL	L	8-12	LP- Wells (6-2)	20-24	4th	8.5	KEL	3:15	868
49	7/30	N	@KEL	W	17-7	WP- Burch (2-0)	21-24	4th	7.5	KEL	2:50	621
50	7/31	N	VIC	L	5-10	LP- Taylor (2-5)	21-25	4th	7.5	KEL	3:01	1,285
July (13-14) Batting: .269 (254x944), 5 HR Pitching: 13-14, 7 SV, 4.06 ERA (108 ER, 239.1 IP)												
51	8/1	N	VIC	L	6-8	LP- Burland (2-3)	21-26	4th	8.5	KEL	3:21	1,236
52	8/2	N	VIC	L	10-21	LP- Haggett (5-3)	21-27	4th	9.5	KEL	3:40	1,233
	8/3		Off Day									
53	8/4	N	WW	W	8-5	WP- Wells (7-2), S- Hamilton (5)	22-27	3rd	8.5	KEL	2:54	1,272
54	8/5	N	WW	W	5-3	WP- Burch (3-0) S- Loomis (1)	23-27	3rd	7.5	KEL	2:47	1,341
55	8/6	N	WW	L	2-9	LP- Taylor (2-6)	23-28	3rd	8.5	KEL	2:26	1,859
56	8/7	N	@YVP	L	2-9	LP- Burland (2-4)	23-29	3rd	9.5	KEL	2:20	1,485
57	8/8	N	@YVP	W	2-1	WP- Haggett (6-3) S- Sparling (3)	24-29	3rd	9.5	KEL	2:38	1,299
58	8/9	N	@YVP	-	-	-	-	-	-	-	-	-
August (3-4) Batting: .253 (62x245), 3 HR Pitching: 3-4, 3 SV, 7.55 ERA (52 ER, 62.0 IP)												
Season: (27-30) (24-29) Batting: .256 (472x1,844), 16 HR Pitching: 24-29, 13 SV, 4.59 ERA (242 ER, 474.2 IP)											Post All Star: (9-8)	