



# WENATCHEE APPLESOX

## GAMEDAY INFORMATION

Wenatchee AppleSox Baseball Club, 610 N. Mission St. #204, Wenatchee, WA 98801

info@applesox.com

**Wednesday, Aug. 5, 2015**  
**Paul Thomas Sr. Field**

**Wenatchee AppleSox (25-28, 22-27)**  
**Walla Walla Sweets (24-27, 21-27)**

**Game #54 (25-28)**  
**Home #30 (14-15)**

### TONIGHT'S GAME INFORMATION

**Starting Pitchers: RHP Tyler Burch (2-0, 6.39) vs. LHP Easton Lucas (1-1, 1.92)**  
**7:05 p.m. | Radio: Sunny FM / KBSN / applesox.com/listen-live | TV: KWCC-TV**

Day	Date	Opponent	Time	AppleSox Pitcher	Opposing Pitcher	Radio
Thursday	Aug. 6	vs. Walla Walla	7:05p	RHP Micael Taylor (2-5, 5.43)	RHP Micah Gorman (4-2, 3.60)	KCSY
Friday	Aug. 7	at Yakima Valley	7:05p	RHP Gage Burland (2-3, 4.82)	TBA (0-0, 0.00)	KCSY
Saturday	Aug. 8	at Yakima Valley	7:05p	RHP Zach Haggett (5-3, 4.00)	TBA (0-0, 0.00)	KCSY
Sunday	Aug. 9	at Yakima Valley	5:05p	RHP Hunter Wells (7-2, 2.88)	TBA (0-0, 0.00)	KCSY

### RECORD BREAKDOWN

Overall.....	25-28
League.....	22-27
Non-league.....	3-1
Division.....	10-12
Home games.....	14-15
Away games.....	11-13
Day games.....	1-1
Night games.....	24-27
vs. RH starter.....	18-17
vs. LH starter.....	7-11
Extra innings.....	2-4

### APPLESOX GO FOR HOME SERIES WIN

The Wenatchee AppleSox (25-28, 22-27), third place in the WCL East, finish their 2015 home schedule with the Walla Walla Sweets (24-27, 21-27)...Walla Walla holds a 4-3 lead in the series this season and walked off the AppleSox in 3 of the 7 contests...the AppleSox won last night 8-5, and are going for a home series win...the AppleSox are playing their 16th franchise season (11th in the WCL) and are led by first-year skipper, AJ Proszek (25-28) (.472), who is in his 3rd season with the Sox, after managing the pitching staff in 2013 and 2014...Proszek is assisted by Miles Kizer and Cory LeBrun, both in their first seasons.

### COVERAGE OF THE APPLESOX

Broadcast frequencies for AppleSox broadcasts are listed below. Fans can listen online at [applesox.com/listen-live](http://applesox.com/listen-live). Second-year broadcaster Trevor Williams will call the play-by-play all season, with broadcasts scheduled to start 25 minutes prior to first pitch.

KCSY	KBSN	KWCC-TV
Wenatchee: 93.9 (FM)	Moses Lake: 1470 (AM)	Local Tel: 12
Chelan: 95.3 (FM)		Charter: 19
Brewster: 101.3 (FM)		Quincy: 12
Omak: 101.9 (FM)		Ellensburg: 12

\*Live Stats: [http://www.pointstreak.com/baseball/team\\_scoreboard.html?teamid=3139](http://www.pointstreak.com/baseball/team_scoreboard.html?teamid=3139)\*

### LOOKING AHEAD

**APPLESOX**  
**at**  
**Yakima Valley Pippins**



**Aug. 7-9**  
**7:05p/7:05p/5:05p**  
**County Stadium**  
**Yakima, Wash.**

**AT A GLANCE**

<b>CURRENT...</b>	
Current streak	1 W
Current (homestand/road)	1-3
Last homestand	2-1
Last road trip	2-1
Last 5	2-3
Last 10	5-5

**WHEN APPLESOX...**

Score first	16-13
Score second or shutout	8-15
Score 3 runs or fewer	3-11
Score 4 runs or more	22-17
Score in three + innings	21-11
AppleSox throw shutout	4-0
Opponent throws shutout	0-2
Lead after 7 innings	20-5
Trail after 7 innings	2-21
Tied after 7 innings	3-2
Lead after 8 innings	22-4
Trail after 8 innings	0-22
Tied after 8 innings	3-2
Out-hit opponent	18-3
Out-hit by opponent	5-23
Opponent hits equal	2-2
AppleSox 10+ hits	12-8
Opponent 10+ hits	6-16
AppleSox hit home run	7-6
Opponent hits home run	3-6
AppleSox commit error	18-23
AppleSox errorless	7-5
Play after an off day	4-4

**HOW MANY...**

Come-from-behind wins	11
Blown leads/resulting in loss	16
Wins/loses in final at bat	1-6
Players used (pitchers)	35 (15)
One-run / two-run games	17 / 7
Postponements/delays	2

**THE RECORD...**

June	11-12
July	13-14
August	1-2
Pre All-Star	18-22
Post All-Star	7-6
Monday	1-2
Tuesday	6-3
Wednesday	3-5
Thursday	4-4
Friday	3-6
Saturday	5-4
Sunday	3-4

**THROUGH 53 GAMES...**

2014 after 53 games	30-23
Best after 53 games	41-12(2011)
Worst after 53 games	25-28*(2015)
*200 season completed at 16-23	

**WHEN APPLESOX WEAR...**

Home White	14-15
Road Blue	11-13
Alternate Red	0-0

**LAST NIGHT**

Wenatchee answered a tough game Sunday, by scoring five runs in the first inning off of Kyle Molnar (1-1), who was coming off of a no-hitter in his last start...Evan Douglas and Mitchell Holland doubled in the first inning, and Sheldon Liikala, Jordan Rathbone, Nick Nyquist, and Kyle Vanderkin strung together four-straight singles in the frame...Douglas went on to go 3-for-5 with an RBI, and Holland was 2-for-5 with an RBI...Vanderkin also posted a multi-hit night...Hunter Wells started seven innings, allowing four earned runs, and left after seven with a 6-4 lead, when Holland made a diving stop at first and flipped on to the bag to save a run and get the Sox out of the inning...with the win, Wells tied Owen Jones (2011) for most wins in a single season in AppleSox history (7)...in the bottom of the eighth, Keston Hiura hit an inside fastball the opposite way to right field for his fifth home run of the season, after Walla Walla had narrowed the Sox lead to one through the top half of the frame...it was Hiura's second home run in as many nights...he extended his consecutive games reaching base streak to 36 games in the fourth inning on a double to right center field...Dustin Hamilton earned his team-leading fifth save...all six of his outs recorded were on strikeouts.

**RECORDS SET**

Hunter Wells won his seventh game of the season, Tuesday, for the AppleSox...his win ties him for the team's all-time single-season wins record...last night Keston Hiura also set the team's record for total bases in a season...105 bested Mitchell Gunsolus, who had 104 in 2012.

**CAN'T KEEP HIM OFF BASE**

Keston Hiura extended his consecutive reached base safely streak to 36 games, with a double to right center field in the fourth inning... he also hit a three-run home run in the eighth inning.. he has reached base consecutively in more games than any other player in the WCL this season...the previous high was set by Tyler Davis of Bend (31)...there are no players with an active streak in the WCL higher than 18 games, other than Hiura...his streak began June 24 at home against the Yakima Valley Pippins, in a 10-8 AppleSox loss.

**APPLESOX ALL-TIME**

Through the first fifteen franchise seasons and 863 games, the AppleSox own a 538-325 (.623) record...the AppleSox are 398-225 (.638) since the inception of the WCL in 2005...Wenatchee is 347-207 (.626) all-time in WCL league games (including playoffs), and 55-15 (.786) all-time in non-league contests since 2005...all-time, the AppleSox are 429-282 (.603) against league opponents (including playoffs) and 107-40 (.728) vs. non-league teams...Wenatchee owns a 323-168 (.657) all-time home record, and is 225-176 (.561) on the road...Wenatchee is 34-29 all-time in extra-inning games.

**APPLESOX UPDATE****WCL STANDINGS...**

<b>EAST</b>	<b>GB</b>
Kelowna (30-18)	-
Yakima Valley (26-24)	5
<b>Wenatchee (22-27)</b>	<b>8.5</b>
Walla Walla (21-27)	9

**WEST**

<b>WEST</b>	<b>GB</b>
Bellingham (30-19)	-
Victoria (27-22)	3
Kitsap (21-28)	9
Cowlitz (19-30)	11

**SOUTH**

<b>SOUTH</b>	<b>GB</b>
Bend (33-14)	-
Corvallis (29-20)	5
Medford (22-25)	11
Klamath Falls (11-37)	22.5

**WILD CARD**

<b>WILD CARD</b>	<b>GB</b>
Corvallis (29-20)	-
Victoria (27-22)	2
Yakima Valley (26-24)	3.5

**NUMBER OF DAYS...**

Leading Division	0
In second place	1
In third place	2
In fourth place	59

**BY SERIES... (W-L-T)**

Series records	8-9-1
Home series	5-4-1
Away series	3-5-0
Divisional series	3-4-0
League series	7-9-0
Non-League series	1-0-1
First game series	10-8
Second game series	7-10
Third game series	7-8
Rubber match	3-3
Series sweeps	3-4

**VS...**

WCL East	10-12
WCL West	6-9
WCL South	6-6

**WENATCHEE VS...**

WCL	2015	All-time*
Bellingham	1-2	36-24
Bend	0-3	26-31
Corvallis	0-3	34-35
Cowlitz	1-2	18-6
Kelowna	5-4	65-24
Kitsap	2-1	39-18
Klamath Falls	3-0	20-4
Medford	3-0	7-5
Victoria	2-4	11-7
Walla Walla	3-4	24-24
Yakima Valley	2-4	8-7

**CURRENT WCL ^22-27 290-183**  
**TOTAL WCL 347-207**

\*All-time marks WCL record (dates back to 2005)  
^Does not include former WCL franchises  
-records include playoffs

**SOX STARTER: TYLER BURCH (RHP) 2G, 2GS, 2-0, 6.39 ERA, 12.2IP, 15H, 3K, 8BB, .306 opp. avg.****LAST: Win:** 7/30**Loss:** N/A**ND:** N/A**HR:** N/A**2015 BESTS: IP:** 6.2 (7/24)**K:** 2 (7/24)**Hits:** 5 (7/24)**CG:** N/A

- Made AppleSox debut, 7/24 against the Yakima Valley Pippins
- Will pitch at Lewis-Clark State College in 2016...the 2015 NAIA Champions

**GAME-BY-GAME/TOTALS:**

DATE	OPPONENT	RES	DEC	IP	R	ER	H	SV	BB	SO	BF	OOBP	OSLG	OAVG	ERA	WHP
Jul 30	@Kelowna	W 17-7	W	6.0	6	6	10	0	3	1	31	.40000	0.373	0.306	6.40	1.820
Jul 24	Yakima Valley	W 11-4	W	6.2	3	3	5	0	5	2	29	.37900	0.304	0.227	4.05	1.500

**BULLPEN****#7 Tyler Burch - RHP 2-0, 6.39, 3K, 8BB, 2GS****LAST: Win:** 7/30 **Loss:** N/A **HR Allowed:** N/A **SV:** N/A**2015 BESTS: IP:** 6.2 (7/24) **K:** 2 (7/24) **Hits Allowed:** 5 (7/24)

- Made AppleSox Debut, 7/24 at home
- 2015 Temp. contract player first, played for Apple Valley Packers

**#11 Hunter Wells - RHP 7-2, 2.89, 54K, 30BB, 10GS****LAST: Win:** 8/4 **Loss:** 7/29 **HR Allowed:** 8/4 **SV:** N/A**2015 BESTS: IP:** 8 (7/4) **K:** 9 (6/27) **Hits Allowed:** 1 (6/10)

- 2015 WCL All Star, tied for WCL lead in strikeouts (54)
- Second WCL pitcher to reach 4-win mark in 2015
- Took a no-hitter into the seventh inning in first start 6/10 at Walla Walla
- 13 appearances for GU, 2015, 3.72...1-4...33 K, 19 BB
- WEN: 11 relief appearances
- Used for multiple innings in 10-of-11 opportunities

**#12 Zach Haggett - RHP 5-3, 4.00, 39K, 25BB, 10GS****LAST: Win:** 7/28 **Loss:** 8/2 **HR Allowed:** 7/28 **SV:** N/A**2015 BESTS: IP:** 7.2 (7/15) **K:** 7 (6/17) **Hits Allowed:** 2 (7/15)

- Threw 25-consecutive scoreless innings for the AppleSox, which ended 7/15 on a wild pitch thrown by Tony Contonio, scoring a run that was the responsibility of Haggett
- 5-3 for Proszek at CCS in 2015...42 K's to 14 BB
- Only allowed a total of 5 ER in three 2015 losses
- WEN: pitched twice in league play...save at YVP (6/7/1)

**#13 Colton Loomis - RHP 1-1, 2.45, 13K, 9BB, 0SV****LAST: Win:** 7/14 **Loss:** 6/11 **HR Allowed:** 7/24 **SV:** N/A**2015 BESTS: IP:** 4 **K:** 3 2x (7/9) **Hits Allowed:** 0 (6/15)

- Helped NNU to GNAC title series for first time since 1992
- WEN: 1-0 as a starter and got win in first league game
- Led AppleSox pitchers in appearances, 14, (closest: 12)
- Helped lead Cashmere Bulldogs to two state titles



**#15 Brian Gadsby - RHP** 1-1, 2.62, 31K, 11BB, 3SV  
**LAST: Win:** 6/10 **Loss:** 7/1 **HR Allowed:** 7/17 **SV:** 7/25  
**2015 BESTS: IP:** 4.2 (7/17) **K:** 8 (7/8) **Hits Allowed:** 0 (6/21)

- Second on team in saves, with 3
- 13.2 consecutive scoreless innings to start 2015 (6/7-7/1)
- First AppleSox win: 6/10 in extras at Walla Walla
- Can throw over-the-top and underneath (submarine style)

**#16 Micael Taylor - RHP** 2-5, 5.44, 25K, 16BB, 0SV, 6GS  
**LAST: Win:** 7/25 **Loss:** 7/31 **HR Allowed:** 7/13 **SV:** N/A  
**2015 BESTS: IP:** 7.0 (7/25) **K:** 5 (7/2) **Hits Allowed:** 3 (6/26)

- Made first AppleSox start, 7/2 on road at Walla Walla
- First league appearance: 6/9 at Walla Walla
- Pitched two complete game wins for Wenatchee Valley College in 2015

**#17 Dustin Hamilton - LHP** 0-0, 2.76, 40K, 20BB, 5SV  
**LAST: Win:** N/A **Loss:** N/A **HR Allowed:** N/A **SV:** 8/4  
**2015 BESTS: IP:** 4 (7/6) **K:** 7 (7/11) **Hits Allowed:** 0 (6/15)

- Team saves leader, with 4
- Pitched at CWU for the Wildcats in 2015
- Made AppleSox debut, 6/12 vs. Corvallis

**#20 Sean Sparling - RHP** 0-0, 1.73, 21K, 9BB, 2SV  
**LAST: Win:** N/A **Loss:** N/A **HR Allowed:** N/A **SV:** 7/23  
**2015 BESTS: IP:** 4.0 (7/7) **K:** 4 (7/7) **Hits Allowed:** 0 (7/17)

- Team-leading ERA at 1.87
- Made first appearance 6/14 vs. Corvallis
- 3.1 innings, 3 hits, 0 runs, 1 walk, 3 strikeouts

**#22 Kyle Blankenship** 0-2, 10.87, 19K, 25BB, 3GS, 1SV  
**LAST: Win:** N-L **Loss:** 7/7 **HR Allowed:** 7/29 **SV:** 7/3  
**2015 BESTS: IP:** 5 (N-L) **K:** 5 (N-L) **Hits Allowed:** 1 (7/13)

- 11 games/6 starts for WVC in 2015...34 K's to 11 BB's
- WEN: Temp player - 2.1 inn. league play in relief
- WP vs. SF, June 5, 2014...tossed 5 innings...1R, 3
- Wenatchee HS graduate, Class of 2013

**#23 Jake Olson** 0-0, 0.00, 3K, 0BB, 0SV  
**LAST: Win:** N/A **Loss:** N/A **HR Allowed:** N/A **SV:** N/  
**2015 BESTS: IP:** 4 (7/31) **K:** 3 (7/31) **Hits Allowed:** 2 (7/31)

- Joined AppleSox, 7/31

**#24 Anthony Contonio - RHP** 0-5, 9.44, 21K, 19BB, 0SV  
**LAST: Win:** (N-L) **Loss:** 7/10 **HR Allowed:** 7/17 **SV:** N/A  
**2015 BESTS: IP:** 3 (6/19) **K:** 5 (7/2) **Hits Allowed:** 1 (7/31)

- Has lost four of last six appearances... three of last five: walkoffs
- 3-1 in 2015 at CCS...sported a 3.53 ERA and made 14 relief appearances with one save
- 35.2 IP, 22 strikeouts, 11 walks...pitched nine innings over last three appearances, giving up 5 H, and 3 ER (1-1)
- 4.13 ERA over 14 appearances in 2014...two saves, 32 IP, 21 K, 14 BB, 46 hits allowed (28 in 2015)

**#30 Gage Burland - RHP** 2-3, 4.82, 41K, 27BB, 8GS  
**LAST: Win:** 7/21 **Loss:** 8/2 **HR Allowed:** N/A **SV:** N/A  
**2015 BESTS: IP:** 7.0 (7/26) **K:** 11 (7/3) **Hits Allowed:** 2 (6/14)

- First win: July 3 vs. Klamath Falls, Fireworks Night
- Left game in top of fourth, 6/14 vs. Corvallis (hip)
- 11 appearances for Gonzaga...0-1, one start

## BATTERS

**#1 Keston Hiura - OF** .355 AVG, 5 HR, 39 RBI, .434 OBP  
**Trip/Homestand:** 7-16, 6R, 2BB, 6RBI, HR **Series:** 3-5  
**Yesterday:** 3-5, R, 2RBI, HR **H Stk. (Sea. high):** 7 games (11)

- Has reached base in 36 consecutive games (WCL high)
- Team's RBI leader at 39, AVG at .355
- Teams record holder in total bases (105), and doubles (21) for a single season
- Tied AppleSox single season triple record (4)
- Nine-game hit streak snapped 7/10 at Cowlitz
- 11-game hit streak snapped 7/25 vs. Yakima
- 2015 Big West Freshman Player of the Year

**#2 Joey Jansen - OF** .286 AVG, 0 HR, 23 RBI, .356 OBP  
**Trip/Homestand:** 6-19, 5R, 2B, SB, BB **Series:** 0-5  
**Yesterday:** 0-5 **H Stk. (Sea. high):** 0 games (4)

- Only AppleSox player with multiple four-hit games (3)
- Average rose from .245 at start of month, to .298 by July 21
- Played for the AppleSox in 2012 and 2013
- Was both a pitcher and position player in 2012 for the Sox

**#3 Evan Douglas - INF** .261 AVG, 7 HR, 22 RBI, .329 OBP  
**Trip/Homestand:** 8-18, 5R, 2BB, 4RBI **Series:** 3-5  
**Yesterday:** 3-5, 2R, RBI, K **H Stk. (Sea. high):** 6 games (8)

- Eight game hit streak came to an end, 7/2
- First AppleSox player with a 4RBI game, 6/26 at Victoria
- Non-League: .429, 4R, 6H, 2B, 3B, 4 RBI, 3BB, 2K

**#4 Erik Sauve - C** .125 AVG, 0 HR, 2 RBI, .250 OBP  
**Trip/Homestand:** 1-4, R, BB **Series:** 0-0  
**Yesterday:** DNP **H Stk. (Sea. high):** 1 games (2)

- Non-League: .375, 3H, 2 2B, 3RBI, BB, 4 K
- At WVC, 2015: .261 hitter, 6 2B, one triple, 30 hits, 14 RBI
- 25 K's to 19 BBs, 115 plate appearances

**#6 Keaton Smith - INF** .119 AVG, 0 HR, 4 RBI, .221 OBP  
**Trip/Homestand:** 0-4, K **Series:** 0-0  
**Yesterday:** DNP **H Stk. (Sea. high):** 0 games (2)

- Non-League: .250, 3H, 3R, 3RBI, 3BB, 2K
- Redshirted in 2015 at Nevada



**#8 Jordan Rathbone - OF .296 AVG, 0 HR, 6 RBI, .375 OBP**  
**Trip/Homestand:** 4-15, 3RBI, R, BB **Series:** 1-4  
**Yesterday:** 1-4, R, RBI, K **H Stk. (Sea. high):** 1 games (5)

- Played for Spokane Expos in 2015 (Sox non-league opponent June 6-7)
- Leading hitter for Expos vs. AppleSox (.571)

**#10 Sheldon Liikala - OF .274 AVG, 0 HR, 23 RBI, .368 OBP**  
**Trip/Homestand:** 2-13, 3R, BB, 4RBI **Series:** 1-3  
**Yesterday:** 1-3, R, BB, K **H Stk. (Sea. high):** 1 games (12)

- Had 12-game hit streak to open the season (8-game in league play)...ended 6/19 at Bellingham
- 2015 WCL All Star
- Non-League: .333, 7R, 4H, 3RBI, 5BB, 2K, .SB
- Fourth-leading hitter for CCS in 2015
- 13, multi-hit games for the Sasquatch

**#14 Jake Hirabayashi - INF .253 AVG, 0 HR, 9 RBI, .363 OBP**  
**Trip/Homestand:** 1-8, R, BB **Series:** 0-0  
**Yesterday:** DNP **H Stk. (Sea. high):** 0 games (3)

- First extra-base hit: 7/7 2RBI double vs. Bend
- Joined the AppleSox 6/23 vs YVP
- First AppleSox hit: 6/24

**#18 Ryan Crowe - C .179 AVG, 0 HR, 10 RBI, .327 OBP**  
**Trip/Homestand:** 2-8, R **Series:** 0-0  
**Yesterday:** DNP **H Stk. (Sea. high):** 2 games (3)

- AppleSox leading defensive catcher in 2015...
- Pinch-hitter for AppleSox 6/14 vs. Corvallis in debut, doubled in first at bat

**#25 Andrew Helmstadter - C .215 AVG, 0 HR, 11 RBI, .308 OBP**  
**Trip/Homestand:** 1-4, RBI **Series:** 1-4  
**Yesterday:** 1-4, RBI, 2K **H Stk. (Sea. high):** 1 games (3)

- First Team All-GNAC in 2015...hit .319 (2nd - NNU), played in all 57 of team's games
- Has only missed five-of-106 games since starting at NNU
- Top-15 hitter (by average) in the GNAC in 2015
- Played in 44-of-49 games as a freshman

**#26 Mitchell Holland - INF .318 AVG, 3 HR, 27 RBI .362 OBP**  
**Trip/Homestand:** 3-18, 2R, 3RBI, 2BB **Series:** 2-5  
**Yesterday:** 2-5, R, RBI, 2K **H Stk. (Sea. high):** 1 games (10)

- Second-highest average at .325
- Ten game hit streak ended 8/1
- AppleSox leading hitter in the month of June (.368, 3 2B, 2 HR, 9 RBI, BB, .400 OBP, .526 slugging)
- Made AppleSox debut, 6/14 as a pinch-hitter...RBI in 1 PA

**#28 Nick Nyquist - INF .276 AVG, 0 HR, 21 RBI, .327 OBP**  
**Trip/Homestand:** 10-16, 3RBI, BB **Series:** 2-4  
**Yesterday:** 2-4 **H Stk. (Sea. high):** 2 games (4)

- Two triples this season
- Non-League: .250, 2R, 4H, RBI, 5 BB, 5K
- Walked on a 3-2 count w/ bases loaded and one out, 6/6 vs. SPO...gave AppleSox 7-6 win
- Third-best average amongst Gonzaga bench players
- .947 fielding percentage, .348 OBP, started three games
- Father, Mike, played pro-ball for the Philadelphia Phillies

**#29 Kyle Vanderkin - INF .277 AVG, 0 HR, 16 RBI, .460 OBP**  
**Trip/Homestand:** 3-6, 2R, 2BB, RBI **Series:** 2-3  
**Yesterday:** 2-3, R, RBI, BB, K **H Stk. (Sea. high):** 4 games (6)

- AppleSox walk leader at 29, on-base percentage at .460
- Delivered go-ahead 3 RBI 2B, 7/25 vs. Yakima Valley
- Had reached base in fist ten league games until Sunday 6/21 at Bellingham...reached in only one of his next three appearances (7/2 at WW)
- Has walked at least once in all but eight games (9 multi-walk games - 4 in a row 6/14-17)
- Gave AppleSox first season hit on Opening Night, 6/4 vs. SF
- WEN: .321 avg. over 17 games, with 24 walks
- Walk total: third-best in Wenatchee, top-25: WCL

## 2015 TEAM PITCHING/BATTING -- HIGHS/LOWS

PITCHING		DATE/OPPONENT	BATTING		DATE/OPPONENT
Most runs allowed	21	8/2 vs. Victoria	Most runs scored	17	7/30 at Kelowna
Most earned runs allowed	20	8/2 vs. Victoria	Most hits	20	7/30 at Kelowna
Most hits allowed	21	8/2 vs. Victoria	Most HRs	3	6/26 at Victoria
Most walks	12	8/2 vs. Victoria	Shut out	1	6/9 at Walla Walla
Most strikeouts	14	7/3 vs. Klamath Falls	Fewest hits	2	4x (7/25 vs. Yakima Valley)
Most stolen bases	4	6/13 vs. Corvallis	Most strikeouts	16	7/8 vs. Bend
Shutouts	4	7/5 vs. Klamath Falls	Most walks	15	6/7 vs. Spokane
Complete games (starters)	1	6/4 vs. San Francisco	Most stolen bases	9	7/11 at Cowlitz
Most HRs allowed	3	7/29 at Kelowna	Most extra-base hits	8	7/16 at Kelowna



### APPLESOX GENERAL HIGHS/LOWS

QUICK HITS		DATE/OPPONENT		ATTENDANCE		DATE/OPPONENT	
Longest winning streak.....	3	7/23-7/26		Highest paid attendance.....	1,593	6/26 at Victoria	
Home/Road.....	4/3	7/14-7/26 / 7/11-7/16		Home.....	1,594	7/3 vs. Klamath Falls	
Longest losing streak.....	5	7/6-7/11		Road.....	1,835	7/28 at Kelowna	
Home/Road.....	4/4	7/26-8/2 / 7/1-7/10		Lowest paid attendance.....	729	6/15 vs. Medford	
Largest margin/victory.....	10	7/30 at Kelowna		Home.....	729	6/15 vs. Medford	
Largest margin/defeat.....	11	8/2 vs. Victoria		Road.....	172	7/22 at Kitsap	
Longest game duration.....	4:04	7/7 vs. Bend		Avg. home attendance.....	1,099		
Shortest game duration.....	1:56	7/25 vs. Yakima Valley		Avg. road attendance.....	949		
Average game duration.....	2:46						
Most runners LOB.....	15 (twice)	6/7 vs. Spokane					
Most errors committed.....	5	6/7 vs. Spokane					
Largest deficit overcome.....	4	6/6 vs. Spokane					
Largest lead relinquished.....	4	6/20 at Bellingham					

### SCORE BY INNINGS \*ALL Games\*

	1	2	3	4	5	6	7	8	9	X	Total
AppleSox	39	18	29	35	40	43	37	27	28	7	280
Opponents	36	34	38	34	33	37	26	24	23	7	273

### APPLESOX HOME RUNS

Record by HR...	1	2	3+
	6-6	0-0	1-0

HR by position...	POS	No.
	P	--
	C	--
	1B	3
	2B	--
	3B	--
	SS	7
	LF	3
	CF	2
	RF	--
	DH	--
	<b>TOTAL</b>	<b>15</b>

HRs at Home: 7  
 HRs on Road: 8  
 Grand slams (0): None  
 Back-to-back (1): Mitchell Holland/Evan Douglas  
 Inside-the-park (0): None  
 Pinch-hit (0): None  
 Lead-off (4): Hiura, 7/8 (sixth)  
 Game-ending (0): None  
 Game-winning in last AB/road (0): None  
 Multi (1): Evan Douglas (2 - 6/26)

### STARTS BY POSITION \*Current Roster Players Only

Left Field (4)	Center Field (3)	Right Field (3)
#1, Keston Hiura (16)	#1, Keston Hiura (23)	#10, Sheldon Liikala (35)
#2, Joey Jansen (15)	#10, Sheldon Liikala (9)	#2, Joey Jansen (4)
#8, Jordan Rathbone (6)	#2, Joey Jansen (2)	#6, Keaton Smith (2)
#6, Keaton Smith (2)		

Third Base (4)	Shortstop (2)	Second Base (3)
#28, Nick Nyquist (33)	#3, Evan Douglas (39)	#6, Keaton Smith (19)
#29, Kyle Vanderkin (4)	#29, Kyle Vanderkin (9)	#14, Jake Hirabayashi (15)
#14, Jake Hirabayashi (4)		#19, Kyle Vanderkin (12)
#25, Andrew Helmstadter (1)		

Pitcher (9)	First Base (2)
#12, Zach Haggett (10)	#26, Mitchell Holland (36)
#11, Hunter Wells (10)	#28, Nick Nyquist (14)
#30, Gage Burland (8)	
#16, Micael Taylor (6)	
#23, CJ Gettman (5)	
#9, Chris Carns (5)	
#22, Kyle Blankenship (3)	
#7, Tyler Burch (2)	
#15, Brian Gadsby (1)	

Designated Hitter (10)	Catcher (3)
#2, Joey Jansen (16)	#25, Andrew Helmstadter (19)
#14, Jake Hirabayashi (4)	#18, Ryan Crowe (16)
#25, Andrew Helmstadter (3)	#4, Erik Sauve (15)
#10, Sheldon Liikala (3)	
#29, Kyle Vanderkin (3)	
#18, Ryan Crowe (2)	
#3, Evan Douglas (1)	
#1, Keston Hiura (1)	
#6, Keaton Smith (1)	
#4, Erik Sauve (1)	

### APPLESOX MULTI-HIT GAMES

Player	2	3	4	5	Total
Crowe	1	--	--	--	1
Douglas	12	1	1	--	14
Helmstadter	4	1	--	--	5
Hilpert	--	1	--	--	1
Hirabayashi	4	1	1	--	6
Hiura	12	5	1	--	18
Holland	13	4	1	--	18
Jansen	9	5	3	--	17
Liikala	8	2	1	--	11
Nyquist	11	3	--	1	15
Rathbone	2	--	--	--	2
Sauve	2	--	--	--	2
Smith	2	--	--	--	2
Vanderkin	5	1	--	--	6
OTHER	5	2	--	--	7

### APPLESOX MULTI-RBI GAMES

Player	2	3	4	5+	Total
Crowe	1	1	--	--	2
Douglas	4	1	1	--	6
Helmstadter	--	1	--	--	1
Hilpert	--	1	--	--	1
Hirabayashi	1	1	--	--	2
Hiura	8	3	1	--	12
Holland	5	2	--	--	7
Jansen	3	--	2	--	5
Liikala	7	--	--	--	7
Nyquist	3	1	--	--	4
Rathbone	2	--	--	--	2
Sauve	1	--	--	--	1
Smith	2	--	--	--	2
Vanderkin	2	2	1	--	5
OTHER	5	2	--	--	7

### TWO-OUT RBI

Player	2-OUT RBI
Hiura	16
Jansen	13
Vanderkin	12
Liikala	11
Holland	9
Hirabayashi	7
Nyquist	7
Helmstadter	5
Smith	5
Douglas	3
Sauve	3
Crowe	2
Rathbone	1

**THE LAST TIME THE APPLESOX...**

	DATE/OPPONENT (#)		DATE/OPPONENT (#)
Scored at least 10 runs	Aug. 2, 2015 vs. Victoria (10)	Gave up 1 hit	June 10, 2015 at Walla Walla
Scored at least 15 runs	July 30, 2015 at Kelowna (17)	Threw a no-hitter	July 19, 2006 at Moses Lake (Lidyrd, DJ)
Scored at least 20 runs	July 10, 2014 vs. NW Star Academy (22)	Won in extra innings	June 10, 2015 at Walla Walla (3-0 in 10)
Collected at least 15 hits	Aug. 4, 2015 vs. Walla Walla (15)	Won a series	July 28-30, 2015 at Kelowna (2-1)
Threw a shutout	July 4, 2015 vs. Klamath Falls	Won a divisional series	July 28-30, 2015 at Kelowna (2-1)
Were shutout	June 9, 2015 at Walla Walla	Won a road series	July 28-30, 2015 at Kelowna (2-1)
Struck out at least 10	Aug. 4, 2015 vs. Walla Walla (10)	Won a div. road series	July 28-30, 2015 at Kelowna (2-1)
Struck out at least 15	July 16, 2014 at Walla Walla (20)	Swept an opponent	June 15-17, 2015 vs Medford (3-0)
Gave up 4 hits	July 5, 2015 vs. Klamath Falls	Swept an opp. on road	Aug. 5-7, 2014 at Kelowna (3-0)
Gave up 3 hits	June 21, 2015 at Bellingham	Swept a div. opponent	Aug. 5-7, 2014 at Kelowna (3-0)
Gave up 2 hits	Aug. 19, 2013 at Corvallis	Swept a div. opp. on road	Aug. 5-7, 2014 at Kelowna (3-0)

**THE LAST TIME AN APPLESOX PLAYER...**

	DATE/OPPONENT/PLAYER		DATE/OPPONENT/PLAYER
Scored 4 runs in game	July 16, 2015, vs. Kelowna, Jake Hirabayashi	3 home runs in one game	N/A
Scored 5 runs in game	Aug. 5, 2009, vs. Kelowna, Ronnie Schaeffer	Hit a grand slam	July 16, 2014, at Walla Walla, Joe Gillette
4 hits in one game	July 31, 2015, vs. Victoria, Joey Jansen	Had game-ending hit	June 11, 2014, vs. Kitsap, Taylor Johnson
5 hits in one game	Aug. 2, 2015, vs. Victoria, Nick Nyquist	3 stolen bases in a game	Aug. 15, 2012, at Corvallis, Ty Moore
4 RBI in one game	July 30, 2015, at Kelowna, Joey Jansen	4 stolen bases in a game	July 6, 2007, vs. Kelowna, Zach Mandelblatt
5 RBI in one game	Aug. 10, 2013, at Kelowna, Connor Spencer	Threw a complete game	June 4, 2015 vs. San Francisco, CJ Gettman
3 doubles in one game	Aug. 5, 2014, at Kelowna, Nick Brooks	Threw a CG shutout	June 9, 2011, vs. Kelowna, Owen Jones
2 triples in one game	Aug. 1, 2006, at Bellingham, Brent Wyatt	Struck out at least 10	June 4, 2015 vs. San Francisco, CJ Gettman
2 home runs in one game	June 26, 2015, at Victoria, Evan Douglas	Threw a no-hitter	July 19, 2006, at Moses Lake, DJ Lidyrd

**2015 INDIVIDUAL HIGH/LOWS****Batting**

Longest hitting streak	(12), Sheldon Liikala (6/4-6/19)
Most hits, game	(5), Nick Nyquist (8/2 vs. VIC)
Most runs, game	(4) Jake Hirabayashi (7/16 at KEL)
Most doubles, game	(2), (6x) Keston Hiura (7/29 at KEL)
Most triples, game	(1), Multiple (Multiple)
Most home runs, game	(2), Evan Douglas (6/26 at VIC)
Most extra-base hits, game	(2) Multiple (Multiple)
Most RBI, 9-inning game	(4), 5x, Joey Jansen (7/30 at KEL)
Most RBI, extra-inning game	(3) Scott Hilpert, Kyle Vaderkin (6/11 at WW/6/14 vs. COR)
Most stolen bases, game	(2), Multiple (Multiple)
Grand slams (0)	

**Pitching**

Fewest hits allowed, (starter)	(1), CJ Gettman (6/10 at WW)
Most strikeouts, game (starter)	(11), Gage Buland (7/3 vs. KF)
Most strikeouts, game (reliever)	(8), Brian Gadsby (7/8 vs. BEN)
Most walks, game	(6), Gage Buland (8/1 vs. VIC)
Most innings, game (starter)	(9.0), CJ Gettman (6/4 vs. SF)
Most innings, game, (reliever)	(6.1), Micael Taylor (6/26 vs. VIC)
Longest winning streak	(4), Hunter Wells, Zach Haggett (Multiple)
Longest losing streak	(5), Tony Contonio (6/24-current)
Most consecutive scoreless innings, (starter)	(2.1), Tyler Burch (7/30-current)
Most consecutive scoreless innings, (reliever)	(4.0), Jake Olson (7/31-current)

**RECORD BOOK****SINGLE GAME INDIVIDUAL**

Hits	5	Five times
Doubles	3	Sam Hall ('04), Nick Brooks ('14)
Triples	2	Brent Wyatt ('06)
Home runs	2	Nate Flemens ('00), Justin Ehlers ('04)
		Evan Douglas ('15)
Stolen bases	4	Brent Wyatt ('06), Zach Mandelblatt ('07)
Strikeouts	16	D.J. Lidyrd ('06)

**SINGLE SEASON INDIVIDUAL**

Hits	79	Mitchell Gunsolus (2012)
Home runs	9	Taylor Sparks (2012)
RBI	48	Mitchell Gunsolus (2012)
Stolen bases	23	Brent Wyatt (2006)
Batting avg.	.421	Jason Freeman (2002)
ERA	1.05	Trent Baysinger (2003)
Strikeouts	86	D.J. Lidyrd (2006)
Wins	7	Owen Jones (2011), Hunter Wells (2015)
Saves	13	Tyler Kane (2012)




## 2015 TEAM/OPPONENT HIGH/LOW COMPARISON

<b>Most runs scored, game</b>	(#), Date (vs./at Team)
AppleSox .....	(17), 6/30 at KEL
Opponent .....	(21), 8/2 vs. VIC
<b>Most runs scored, inning</b>	
AppleSox .....	(6), 2x, 7/30 at KEL - first
Opponent .....	(7), 6/29 at KEL - sixth
<b>Most hits, nine-inning game</b>	
AppleSox .....	(20), 7/30 at KEL
Opponent .....	(21), 8/2 vs. VIC
<b>Fewest hits, nine-inning game</b>	
AppleSox .....	(2), 4x, 7/25 vs. YVP
Opponent .....	(1), 6/10 at WW
<b>Most hits, inning</b>	
AppleSox .....	(7), 7/21 at KIT - seventh
Opponent .....	(6), (3x) 6/30 at KEL - fourth
<b>Most doubles, game</b>	
AppleSox .....	(6), 7/16 at KEL
Opponent .....	(4), 2x, 8/2 vs. VIC
<b>Most triples, game</b>	
AppleSox .....	(1) (8x), 7/16 at KEL
Opponent .....	(2), 2x, 8/2 at VIC
<b>Most home runs, game</b>	
AppleSox .....	(3), 6/26 at YIC
Opponent .....	(3), 7/29 at KEL
<b>Most stolen bases, game</b>	
AppleSox .....	(9), 7/11 at COW
Opponent .....	(4), 6/13 vs. COR
<b>Most errors, game</b>	
AppleSox .....	(5), 6/7 vs. SPO
Opponent .....	(6) 8/2 vs. VIC
<b>Most double plays turned, game</b>	
AppleSox .....	(3), 7/14 vs. KEL
Opponent .....	(2) (5x), 8/2 vs. VIC
<b>Most strikeouts, nine-inning game</b>	
AppleSox .....	(14), 7/3 vs. KF
Opponent .....	(11) 6/10 at WW
<b>Most walks, nine-inning game</b>	
AppleSox .....	(9), 7/16 at KEL
Opponent .....	(15), 6/7 vs. SPO
<b>Most left on base, nine-inning game</b>	
AppleSox .....	(15) (twice), 6/7 vs. SPO
Opponent .....	(13) (twice), 6/24 vs. YVP

\*\*\*MOST RECENT OCCURENCES NOTED\*\*\*

## AROUND THE WEST COAST LEAGUE: LEADERS AND RECORD WATCH

AVG		HR		RBI	
	<b>Justin Flores</b> Kelowna <b>.379</b>		<b>Dan Mayer</b> Medford <b>11</b>		<b>Tyler Davis</b> Bend <b>48</b>
Villanueva, H	Kelowna .369	Douglas, E	Wenatchee 7	Hiura, K	Wenatchee 39
Tunnell, W	Bend .355	Flores, J	Kelowna 7	Tunnell, W	Bend 39
Hiura, K	Wenatchee .355	Scott, C	Bellingham 7	Flores, J	Kelowna 37
Davis, T	Bend .355	Davis, T	Bend 7	Mayer, D	Medford 36
Grenier, C	Bend .351	Collard, K	Victoria 6	Collard, K	Victoria 32
King, B	Bend .330	Olis, W	Bellingham 6	Hummel, C	Bend 31




&gt; View More AVG

&gt; View More HR

&gt; View More RBI

## Pitching Leaders

ERA - Minimum inning(s) pitched per team game - .8

W		SO		ERA	
	<b>Hunter Wells</b> Wenatchee <b>7</b>		<b>Darrion Simons</b> Yakima Valley <b>54</b>		<b>John Oltman</b> Kitsap <b>1.13</b>
McGuff, P	Bend 7	Wells, H	Wenatchee 54	Cline, A	Kitsap 1.14
Miller, B	Kelowna 6	McGuff, P	Bend 53	Kemmerer, A	Bellingham 1.65
Topozian, D	Victoria 5	Neely, C	Cowlitz 49	Lucas, E	Walla Walla 1.93
Haggatt, Z	Wenatchee 5	Topozian, D	Victoria 47	Balfour, J	Cowlitz 2.03
Jensen, J	Yakima Valley 5	Wilcox, J	Bend 46	Lamont, J	Kelowna 2.14
Hunter, N	Bend 4	Moore, R	Klamath 46	Bannister, J	Kelowna 2.33

&gt; View More W

&gt; View More SO

&gt; View More ERA

## WCL RECORD WATCH

Multiple WCL records can be set in 2015, here are the following records that are on "upset alert:"

**HITS:** Record: 79, Mitchell Gunsolus, Wenatchee, 2012  
Challenger: Tyler Davis, Bend, 65**TEAM AVG:** Record: .292, Wenatchee, 2012  
Challenger: .304, Bend**APPLESOX WINS:** Record: 7, Owen Jones, 2011  
Challenger: Hunter Wells, 6

\*2B already set by Tyler Davis (22 - Tyler Christian, Bend, 2008, 18)

\*2B already set by Bend (96 - Corvallis, 95, 2014)

\*HR already set by Dan Mayer (11 - Vince Fernandez, 10, 2014)





## SOX IN THE SHOW

Jason Hammel - RHP - Chicago Cubs

Wenatchee AppleSox: 2001



**BIO:** A member of the 2001 Wenatchee AppleSox, Jason Hammel is one of the team's most notable alumni members. Born in Greenville, S.C., Hammel grew up in Port Orchard, Wash., and attended South Kitsap High School. Collegiately, Hammel played at Treasure Valley Community College and was drafted by Tampa Bay in the 10th round of the 2002 MLB Draft. His MLB debut was April 11, 2006 for the Rays. He also has played with Colorado, Baltimore, the Cubs (2014), and Oakland.

Blaine Hardy - LHP - Detroit Tigers

Wenatchee AppleSox: 2006



**BIO:** One of Milone's 2006 Championship teammates, Blaine Hardy got his start at Lewis-Clark State College after growing up in Endmonds, Wash. and playing school ball for Edmonds-Woodway High School. At Lewis-Clark State, Hardy won the NAIA World Series in 2008. Drafted by the Kansas City Royals in the 22nd round of 2008 MLB Draft, Hardy made his MLB debut June 16, 2014 for the Detroit Tigers. He has only recorded three MLB decisions in his young MLB career.

Tommy Milone - LHP - Minnesota Twins

Wenatchee AppleSox: 2006



**BIO:** A member of the WCL-Champion 2006 Wenatchee AppleSox, Tommy Milone was the second of Ed Knaggs' AppleSox to reach the show. A native of Saugus, Calif., Milone attended Saugus High School and the University of Southern California. He was drafted by the Washington Nationals in the 10th round of the 2008 amateur draft. His MLB debut came Sept. 3, 2011 against the New York Mets. He has previously played with the Nationals and Oakland.

## 2015 APPLESOX DAY-BY-DAY

G	D	D/N	OPP	W/L	SCORE	WIN/LOSS/SAVE	REC.	POS.	GA/GB	CLUB(S)	TIME	ATTENDANCE
1	6/4	N	SF	W	8-2	WP - Gettman	1-0	T-1st	-	-	2:01	1,296
2	6/5	N	SF	L	7-14	LP - Letkeman	1-1	3rd	-	WW,YVP	2:59	1,041
3	6/6	N	SPO	W	7-6 (10)	WP - Contonio	2-1	4th	-	All	2:49	934
4	6/7	N	SPO	W	15-5	WP - Blankenship	3-1	4th	-	All	2:47	771
	6/8		Off Day				-	-	-	-		
5	6/9	N	@WW	L	0-1	LP - Taylor (0-1)	0-1	4th	2.5	YVP	2:26	800
6	6/10	N	@WW	W	3-0 (10)	WP - Gadsby (1-0)	1-1	2nd	2.5	YVP	2:42	865
7	6/11	N	@WW	L	3-4 (10)	LP - Loomis (0-1)	1-2	4th	2.5	YVP	2:49	916
8	6/12	N	COR	L	4-7	LP - Haggett (0-1)	1-3	4th	3	YVP	2:26	1,191
9	6/13	N	COR	L	4-8	LP - Blankenship (0-1)	1-4	4th	3	YVP	2:38	1,231
10	6/14	N	COR	L	10-11 (12)	LP - Vanderkin (0-1)	1-5	4th	4	YVP	3:49	815
11	6/15	N	MED	W	8-3	WP - Wells (1-0)	2-5	4th	3	YVP/KEL	3:21	729
12	6/16	N	MED	W	8-3	WP - Gettman (1-0)	3-5	4th	3	YVP	2:48	793
13	6/17	N	MED	W	3-2	WP - Haggett (1-1) S- Sparling (1)	4-5	4th	2.5	YVP	2:42	1,263
	6/18		Off Day				-	-	-	-		
14	6/19	N	@BEL	L	3-5	LP - Carns (0-1)	4-6	4th	3	KEL	2:41	1,522
15	6/20	N	@BEL	L	4-5	LP - Taylor (0-2)	4-7	4th	3.5	YVP	2:55	640
16	6/21	D	@BEL	W	5-1	WP - Wells (2-0)	5-7	4th	3.5	KEL	2:36	1,430
	6/22		Off Day				-	-	-	-		
17	6/23	N	YVP	L	3-6	LP - Gettman (1-1)	5-8	4th	3.5	KEL/YVP	2:35	1,259
18	6/24	N	YVP	L	8-10	LP - Contonio (0-1)	5-9	4th	4.5	KEL/YVP	3:52	1,169
19	6/25	N	YVP	L	4-7	LP - Carns (0-2)	5-10	4th	5.5	YVP	2:18	1,248
20	6/26	N	@VIC	W	11-8	WP - Micael Taylor (1-2)	6-10	4th	5.5	YVP	3:22	1,593
21	6/27	N	@VIC	W	1-0	WP - Hunter Wells (3-0)	7-10	4th	5	YVP	2:49	1,475



G	D	D/N	OPP	W/L	SCORE	WIN/LOSS/SAVE	REC.	POS.	GA/GB	CLUB(S)	TIME	ATTENDANCE
22	6/28	D	@VIC	L	10-11 (11)	LP - Contonio (0-2)	7-11	4th	5	KEL	3:57	1,141
	6/29		Off Day									
23	6/30	N	@WW	W	5-4	WP - Haggett (2-1) S- Hamilton (1)	8-11	4th	4.5	KEL/YVP	3:08	1,154
<b>June (8-11) Batting: .238 (156x655), 8 HR Pitching: 8-11, 3 SV, 4.26 ERA (82 ER, 173.1 IP)</b>												
24	7/1	N	@WW	L	4-5	LP - Gadsby (1-1)	8-12	4th	5.5	KEL	2:49	760
25	7/2	N	@WW	L	2-3	LP - Contonio (0-3)	8-13	4th	6.5	KEL	2:41	1,164
26	7/3	N	KF	W	8-2	WP - Burland (1-0) S- Blankenship (1)	9-13	4th	5.5	KEL	2:48	1,594
27	7/4	N	KF	W	4-0	WP - Wells (4-0)	10-13	4th	5.5	KEL	2:04	1,038
28	7/5	N	KF	W	4-0	WP - Haggett (3-1)	11-13	4th	5	KEL	2:04	751
29	7/6	N	BEN	L	2-7	LP - Carns (0-3)	11-14	4th	6	KEL	2:39	779
30	7/7	N	BEN	L	7-8 (12)	LP - Blankenship (0-2)	11-15	4th	7	KEL	4:04	1,186
31	7/8	N	BEN	L	7-8	LP - Burland (1-1)	11-16	4th	8	KEL	3:02	827
32	7/9	N	@COW	L	4-5	LP - Wells (4-1)	11-17	4th	8.5	KEL	2:24	1,494
33	7/10	N	@COW	L	3-4	LP - Contonio (0-4)	11-18	4th	9.5	KEL	3:04	1,388
34	7/11	N	@COW	W	8-2	WP- Carns (1-3) S- Hamilton (2)	12-18	4th	9	KEL	3:01	1,229
	7/12		Off Day									
35	7/13	N	KEL	L	1-7	LP - Taylor (1-3)	12-19	4th	10	KEL	2:42	746
36	7/14	N	KEL	W	6-3	WP- Loomis (1-1)	13-19	4th	9	KEL	2:30	1,201
37	7/15	N	KEL	W	6-4	WP - Haggett (4-1) S- Gadsby (2)	14-19	4th	8	KEL	2:48	1,148
38	7/16	N	@KEL	W	13-9	WP- Wells (5-1)	15-19	4th	7	KEL	3:09	681
39	7/17	N	@KEL	L	6-9	LP- Contonio (0-5)	15-20	4th	8	KEL	3:00	673
40	7/18	N	@KEL	L	0-1	LP- Taylor (1-4)	15-21	4th	9	KEL	2:01	709
	7/19		Off Day - All Star Break									
<b>7/20 WCL ALL STAR GAME - BELLINGHAM, WASH. 7:05 PM Pre All Star Record: 18-22 (15-21)</b>												
41	7/21	N	@KIT	W	9-3	WP- Burland (2-1) S- Hamilton (3)	16-21	4th	8	KEL	3:08	186
42	7/22	N	@KIT	L	2-5	LP- Haggett	16-22	4th	9	KEL	1:58	172
43	7/23	N	@KIT	W	4-3	WP- Wells (6-1) S- Sparling (2)	17-22	4th	8	KEL	2:44	183
44	7/24	N	YVP	W	11-4	WP- Burch (1-0)	18-22	4th	8	KEL	2:31	1,302
45	7/25	N	YVP	W	4-2	WP- Taylor (2-4) S- Gadsby (3)	19-22	4th	8	KEL	1:56	1,271
46	7/26	N	YVP	L	1-3	LP- Burland (2-2)	19-23	4th	8.5	KEL	2:14	1,331
	7/27		Off Day									
47	7/28	N	@KEL	W	6-4	WP- Haggett (5-2) S- Hamilton (4)	20-23	4th	7.5	KEL	2:42	1,835
48	7/29	N	@KEL	L	8-12	LP- Wells (6-2)	20-24	4th	8.5	KEL	3:15	868
49	7/30	N	@KEL	W	17-7	WP- Burch (2-0)	21-24	4th	7.5	KEL	2:50	621
50	7/31	N	VIC	L	5-10	LP- Taylor (2-5)	21-25	4th	7.5	KEL	3:01	1,285
<b>July (13-14) Batting: .269 (254x944), 5 HR Pitching: 13-14, 7 SV, 4.06 ERA (108 ER, 239.1 IP)</b>												
51	8/1	N	VIC	L	6-8	LP- Burland (2-3)	21-26	4th	8.5	KEL	3:21	1,236
52	8/2	N	VIC	L	10-21	LP- Haggett (5-3)	21-27	4th	9.5	KEL	3:40	1,233
	8/3		Off Day									
53	8/4	N	WW	W	8-5	WP- Wells (7-2), S- Hamilton (5)	22-27	3rd	8.5	KEL	2:54	1,272
54	8/5	N	WW	-	-	-	-	-	-	-	-	-
55	8/6	N	WW	-	-	-	-	-	-	-	-	-
56	8/7	N	@YVP	-	-	-	-	-	-	-	-	-
57	8/8	N	@YVP	-	-	-	-	-	-	-	-	-
58	8/9	N	@YVP	-	-	-	-	-	-	-	-	-
<b>August (1-2) Batting: .324 (35x108), 2 HR Pitching: 1-2, 1 SV, 11.00 ERA (33 ER, 27.0 IP)</b>												
Season: (25-28) (22-27) Batting: .261 (445x1,707), 15 HR Pitching: 22-27, 11 SV, 4.57 ERA (223 ER, 439.2 IP)											Post All Star: (7-6)	