



WENATCHEE APPLESOX

GAMEDAY INFORMATION

Wenatchee AppleSox Baseball Club, 610 N. Mission St. #204, Wenatchee, WA 98801

info@applesox.com

Saturday, Aug. 8, 2015
County Stadium

Wenatchee AppleSox (26-30, 23-29)
Yakima Valley Pippins (31-24, 28-24)

Game #57 (26-30)
Away #26 (11-14)

TONIGHT'S GAME INFORMATION

Starting Pitchers: RHP Zach Haggett (5-3, 4.00) vs. LHP Darrion Simons (4-3, 3.07)
7:05 p.m. | Radio: Sunny FM / KBSN / applesox.com/listen-live | TV: KWCC-TV

Day	Date	Opponent	Time	AppleSox Pitcher	Opposing Pitcher	Radio
Sunday	Aug. 9	at Yakima Valley	7:05p	RHP Hunter Wells (7-2, 2.88)	TBA (0-0, 0.00)	KCSY

RECORD BREAKDOWN

Overall.....	26-30
League.....	23-29
Non-league.....	3-1
Division.....	11-14
Home games.....	15-16
Away games.....	11-14
Day games.....	1-1
Night games.....	25-29
vs. RH starter.....	18-18
vs. LH starter.....	8-12
Extra innings.....	2-4

2015 SEASON ENDS ON ROAD IN YAKIMA

The Wenatchee AppleSox (26-30, 23-29), third place in the WCL East, will look to play spoiler to the Yakima Valley Pippins (31-24, 28-24), who need to win out and receive some help in the final weekend of league play to make it into the WCL postseason...Yakima Valley swept the first meeting between the two teams at Paul Thomas Sr. Field, and the AppleSox took two of the next three, before losing last night...the Pippins earned the season series win last night...the AppleSox are playing their 16th franchise season (11th in the WCL) and are led by first-year skipper, AJ Proszek (26-30) (.464), who is in his 3rd season with the Sox, after managing the pitching staff in 2013 and 2014...Proszek is assisted by Miles Kizer and Cory LeBrun, both in their first seasons.

VS. YAKIMA VALLEY

The AppleSox and Pippins have met 16 times in the Pippins first two franchise seasons...the series is tied at 8-8, and Wenatchee is 5-2 at County Stadium, after dropping the season-opener last year and winning the next five straight, before last night's loss...1-1 in extra-inning games...3-1 loss, 7/26 was first time teams combined for less than 5 runs in a game.

COVERAGE OF THE APPLESOX

Broadcast frequencies for AppleSox broadcasts are listed below. Fans can listen online at applesox.com/listen-live. Second-year broadcaster Trevor Williams will call the play-by-play all season, with broadcasts scheduled to start 25 minutes prior to first pitch.

KCSY	KBSN	KWCC-TV
Wenatchee: 93.9 (FM)	Moses Lake: 1470 (AM)	Local Tel: 12
Chelan: 95.3 (FM)		Charter: 19
Brewster: 101.3 (FM)		Quincy: 12
Omak: 101.9 (FM)		Ellensburg: 12

LOOKING AHEAD

APPLESOX 2016 SEASON



For Ticket Information:
www.applesox.com
509-665-6900



AT A GLANCE

CURRENT...

Current streak.....	2 L
Current (homestand/road).....	0-1
Last homestand.....	2-4
Last road trip.....	2-1
Last 5.....	2-3
Last 10.....	4-6

WHEN APPLESOX...

Score first.....	16-13
Score second or shutout.....	8-18
Score 3 runs or fewer.....	3-13
Score 4 runs or more.....	23-17
Score in three + innings.....	21-11
AppleSox throw shutout.....	4-0
Opponent throws shutout.....	0-2
Lead after 7 innings.....	21-5
Trail after 7 innings.....	2-23
Tied after 7 innings.....	3-2
Lead after 8 innings.....	23-4
Trail after 8 innings.....	0-24
Tied after 8 innings.....	3-2
Out-hit opponent.....	18-3
Out-hit by opponent.....	6-25
Opponent hits equal.....	2-2
AppleSox 10+ hits.....	12-8
Opponent 10+ hits.....	6-18
AppleSox hit home run.....	7-7
Opponent hits home run.....	3-7
AppleSox commit error.....	19-25
AppleSox errorless.....	7-5
Play after an off day.....	4-4

HOW MANY...

Come-from-behind wins.....	12
Blown leads/resulting in loss.....	17
Wins/loses in final at bat.....	1-6
Players used (pitchers).....	35 (15)
One-run / two-run games.....	17 / 8
Postponements/delays.....	2

THE RECORD...

June.....	11-12
July.....	13-14
August.....	2-4
Pre All-Star.....	18-22
Post All-Star.....	8-8
Monday.....	1-2
Tuesday.....	6-3
Wednesday.....	4-5
Thursday.....	4-5
Friday.....	3-7
Saturday.....	5-4
Sunday.....	3-4

THROUGH 56 GAMES...

2014 after 56 games.....	33-23
Best after 56 games.....	43-13(2011)
Worst after 56 games.....	26-30*(2015)
*200 season completed at 16-23	

WHEN APPLESOX WEAR...

Home White.....	15-16
Road Blue.....	11-14
Alternate Red.....	0-0

LAST NIGHT

Yakima Valley scored seven runs over the first two innings off of Gage Burland (2-4), who ended up making his shortest start of the season at two innings...the AppleSox were no-hit by Yakima Valley starter Mitch Yada (4-3), who was facing his former AppleSox team (2013) for the third time this season...Yada gave up a run in the third after two errors allowed Kyle Vanderkin to third and he was driven in on a groundout...Keston Hiura got the AppleSox first hit in the fourth inning. With the hit, Hiura has reached base in 39-consecutive games, a high in the WCL...Kyle Blankenship pitched a strong six innings of relief, giving up just two runs to the Pippins...the outing will be the last for Blankenship in 2015, a good way to end his campaign...the AppleSox added a run in the ninth inning with doubles for Mitchell Holland and Jordan Rathbone (RBI)...Rathbone was the only AppleSox player with multiple hits Friday...the complete game win for Yada, marked the first complete game thrown by a Pippins pitcher in 2015, and was the first of his collegiate summer league career.

CAN'T KEEP HIM OFF BASE

Keston Hiura extended his consecutive reached base safely streak to 39 games, with a single in the fourth inning last night...he has reached base consecutively in more games than any other player in the WCL this season...the previous high was set by Tyler Davis of Bend (31)...there are no players with an active streak in the WCL higher than 18 games, other than Hiura...his streak began June 24 at home against the Yakima Valley Pippins, in a 10-8 AppleSox loss.

APPLESOX ALL-TIME

Through the first fifteen franchise seasons and 866 games, the AppleSox own a 539-327 (.623) record...the AppleSox are 399-227 (.638) since the inception of the WCL in 2005...Wenatchee is 348-209 (.626) all-time in WCL league games (including playoffs), and 55-15 (.786) all-time in non-league contests since 2005...all-time, the AppleSox are 430-284 (.603) against league opponents (including playoffs) and 107-40 (.728) vs. non-league teams...Wenatchee owns a 324-169 (.657) all-time home record, and is 225-177 (.561) on the road...Wenatchee is 34-29 all-time in extra-inning games.

APPLESOX UPDATE

WCL STANDINGS...

EAST..... **GB**

Kelowna (32-19)y.....	-
Yakima Valley (28-24).....	4.5
Wenatchee (23-29)	9.5
Walla Walla (22-29).....	10

WEST..... **GB**

Bellingham (32-20)x.....	-
Victoria (28-23).....	3.5
Kitsap (22-29).....	9.5
Cowlitz (20-32).....	12

SOUTH..... **GB**

Bend (33-16)z.....	-
Corvallis (30-21).....	4
Medford (24-25).....	9
Klamath Falls (12-39).....	22

WILD CARD..... **GB**

Corvallis (30-21).....	-
Victoria (28-23).....	2
Yakima Valley (28-24).....	2.5

NUMBER OF DAYS...

Leading Division.....	0
In second place.....	1
In third place.....	5
In fourth place.....	59

BY SERIES... (W-L-T)

Series records.....	9-9-1
Home series.....	6-4-1
Away series.....	3-5-0
Divisional series.....	4-4-0
League series.....	8-9-0
Non-League series.....	1-0-1
First game series.....	10-9
Second game series.....	8-10
Third game series.....	7-8
Rubber match.....	3-3
Series sweeps.....	3-4

VS...

WCL East.....	11-14
WCL West.....	6-9
WCL South.....	6-6

WENATCHEE VS...

WCL	2015	All-time*
Bellingham	1-2	36-24
Bend	0-3	26-31
Corvallis	0-3	34-35
Cowlitz	1-2	18-6
Kelowna	5-4	65-24
Kitsap	2-1	39-18
Klamath Falls	3-0	20-4
Medford	3-0	7-5
Victoria	2-4	11-7
Walla Walla	4-5	25-25
Yakima Valley	2-5	8-8

CURRENT WCL ^23-29 **291-185**
TOTAL WCL **348-209**

*All-time marks WCL record (dates back to 2005)
 ^Does not include former WCL franchises
 -records include playoffs

**SOX STARTER: ZACH HAGGETT (RHP) 10G, 10GS, 5-3, 4.00 ERA, 60.2IP, 67H, 39K, 25BB, .286 opp. avg****LAST: Win: 7/28****Loss: 8/2****ND: 7/10****HR: 7/28****2015 BESTS: IP: 7.2, (7/15)****K: 7 (7/17)****Hits: 2, (7/15)****CG: N/A**

- Haggett pitched in two league games for Wenatchee in 2014...he earned a save in the AppleSox second league win of the season at Yakima Valley...in total, he recorded 3 2/3 innings on the mound, surrendered seven hits, walked three, and struck out two.
- As a freshman reliever, Haggett appeared in 13 games for CCS...he finished his inaugural collegiate season with a 2-2 record and 4.00 ERA...Haggett picked up five saves over 18 innings pitched, with 19 strikeouts and seven walks...he earned back-to-back saves twice, March 26 and 30, and March 9 and 15...opponents could only muster a .212 average against Haggett and were held way down at .100 through his first seven collegiate starts...the right-hander didn't allow a hit in his first four appearances
- A graduate of Boise High School, Haggett also played hockey.

GAME-BY-GAME/TOTALS:

DATE	OPPONENT	RES	DEC	IP	R	ER	H	SV	BB	SO	BF	OOBP	OSLG	OAVG	ERA	WHP
Aug 2	Victoria	L 10-21	L	3.1	10	9	10	0	4	1	25	.35300	0.357	0.286	4.01	1.520
Jul 28	@Kelowna	W 6-4	W	6.0	3	3	4	0	5	2	26	.33200	0.318	0.266	2.83	1.360
Jul 22	@Kitsap	L 2-5	L	7.0	3	2	5	0	1	5	27	.32600	0.315	0.270	2.63	1.340
Jul 15	Kelowna	W 6-4	W	7.2	1	1	2	0	3	5	28	.33500	0.331	0.279	2.64	1.420
Jul 10	@Cowlitz	L 3-4	-	7.0	0	0	6	0	3	3	30	.36200	0.373	0.313	2.95	1.580
Jul 5	Klamath	W 4-0	W	7.0	0	0	3	0	3	3	26	.36800	0.395	0.331	3.64	1.650
Jun 30	@Walla Walla	W 5-4	W	6.0	4	2	10	0	2	4	29	.40200	0.455	0.378	4.77	1.900
Jun 24	Yakima Valley	L 8-10	-	3.2	5	4	12	0	1	3	22	.39700	0.459	0.375	5.40	1.860
Jun 17	Medford	W 3-2	W	7.0	2	2	6	0	2	7	27	.32100	0.377	0.288	4.15	1.380
Jun 12	Corvallis	L 4-7	L	6.0	6	4	9	0	1	6	29	.34500	0.357	0.321	6.00	1.670

BULLPEN**#7 Tyler Burch - RHP 3-0, 5.30, 5K, 9BB, 3GS****LAST: Win: 7/30 Loss: N/A HR Allowed: N/A SV: N/A****2015 BESTS: IP: 6.2 (7/24) K: 5 (8/5) Hits Allowed: 4 (8/5)**

- Made AppleSox Debut, 7/24 at home
- 2015 Temp. contract player first, played for Apple Valley Packers

#11 Hunter Wells - RHP 7-2, 2.89, 54K, 30BB, 10GS**LAST: Win: 8/4 Loss: 7/29 HR Allowed: 8/4 SV: N/A****2015 BESTS: IP: 8 (7/4) K: 9 (6/27) Hits Allowed: 1 (6/10)**

- 2015 WCL All Star, tied for WCL lead in strikeouts (54)
- Second WCL pitcher to reach 4-win mark in 2015
- Took a no-hitter into the seventh inning in first start 6/10 at Walla Walla
- 13 appearances for GU, 2015, 3.72...1-4...33 K, 19 BB
- WEN: 11 relief appearances
- Used for multiple innings in 10-of-11 opportunities

#12 Zach Haggett - RHP 5-3, 4.00, 39K, 25BB, 10GS**LAST: Win: 7/28 Loss: 8/2 HR Allowed: 7/28 SV: N/A****2015 BESTS: IP: 7.2 (7/15) K: 7 (6/17) Hits Allowed: 2 (7/15)**

- Threw 25-consecutive scoreless innings for the AppleSox, which ended 7/15 on a wild pitch thrown by Tony Contonio, scoring a run that was the responsibility of Haggett
- 5-3 for Proszek at CCS in 2015...42 K's to 14 BB
- Only allowed a total of 5 ER in three 2015 losses
- WEN: pitched twice in league play...save at YVP (6/7/1)

#13 Colton Loomis - RHP 1-1, 2.20, 15K, 10BB, 1SV**LAST: Win: 7/14 Loss: 6/11 HR Allowed: 7/24 SV: 8/5****2015 BESTS: IP: 4 K: 3 2x (7/9) Hits Allowed: 0 (6/15)**

- Helped NNU to GNAC title series for first time since 1992
- WEN: 1-0 as a starter and got win in first league game
- Led AppleSox pitchers in appearances, 14, (closest: 12)
- Helped lead Cashmere Bulldogs to two state titles



#15 Brian Gadsby - RHP 1-1, 2.55, 32K, 11BB, 3SV
LAST: Win: 6/10 **Loss:** 7/1 **HR Allowed:** 7/17 **SV:** 7/25
2015 BESTS: IP: 4.2 (7/17) **K:** 8 (7/8) **Hits Allowed:** 0, 2x (8/6)

- Second on team in saves, with 3
- 13.2 consecutive scoreless innings to start 2015 (6/7-7/1)
- First AppleSox win: 6/10 in extras at Walla Walla
- Can throw over-the-top and underneath (submarine style)

#16 Micael Taylor - RHP 2-6, 6.06, 29K, 19BB, 0SV, 7GS
LAST: Win: 7/25 **Loss:** 8/6 **HR Allowed:** 7/13 **SV:** N/A
2015 BESTS: IP: 7.0 (7/25) **K:** 5 (7/2) **Hits Allowed:** 3 (6/26)

- Made first AppleSox start, 7/2 on road at Walla Walla
- First league appearance: 6/9 at Walla Walla
- Pitched two complete game wins for Wenatchee Valley College in 2015

#17 Dustin Hamilton - LHP 0-0, 2.76, 40K, 20BB, 5SV
LAST: Win: N/A **Loss:** N/A **HR Allowed:** N/A **SV:** 8/4
2015 BESTS: IP: 4 (7/6) **K:** 7 (7/11) **Hits Allowed:** 0 (6/15)

- Team saves leader, with 4
- Pitched at CWU for the Wildcats in 2015
- Made AppleSox debut, 6/12 vs. Corvallis

#20 Sean Sparling - RHP 0-0, 1.73, 21K, 9BB, 2SV
LAST: Win: N/A **Loss:** N/A **HR Allowed:** N/A **SV:** 7/23
2015 BESTS: IP: 4.0 (7/7) **K:** 4 (7/7) **Hits Allowed:** 0 (7/17)

- Team-leading ERA at 1.87
- Made first appearance 6/14 vs. Corvallis
- 3.1 innings, 3 hits, 0 runs, 1 walk, 3 strikeouts

#22 Kyle Blankenship 0-2, 9.38, 22K, 25BB, 3GS, 1SV
LAST: Win: N-L **Loss:** 7/7 **HR Allowed:** 7/29 **SV:** 7/3
2015 BESTS: IP: 5 (N-L) **K:** 5 (N-L) **Hits Allowed:** 1 (7/13)

- 11 games/6 starts for WVC in 2015...34 K's to 11 BB's
- WEN: Temp player - 2.1 inn. league play in relief
- WP vs. SF, June 5, 2014...tossed 5 innings...1R, 3
- Wenatchee HS graduate, Class of 2013

#23 Jake Olson 0-0, 2.70, 6K, 1BB, 0SV
LAST: Win: N/A **Loss:** N/A **HR Allowed:** 8/6 **SV:** N/A
2015 BESTS: IP: 4 (7/31) **K:** 3, 2x (8/6) **Hits Allowed:** 2 (7/31)

- Joined AppleSox, 7/31

#24 Anthony Contonio - RHP 0-5, 9.44, 21K, 19BB, 0SV
LAST: Win: (N-L) **Loss:** 7/10 **HR Allowed:** 7/17 **SV:** N/A
2015 BESTS: IP: 3 (6/19) **K:** 5 (7/2) **Hits Allowed:** 1 (7/31)

- Has lost four of last six appearances... three of last five: walkoffs
- 3-1 in 2015 at CCS...sported a 3.53 ERA and made 14 relief appearances with one save
- 35.2 IP, 22 strikeouts, 11 walks...pitched nine innings over last three appearances, giving up 5 H, and 3 ER (1-1)
- 4.13 ERA over 14 appearances in 2014...two saves, 32 IP, 21 K, 14 BB, 46 hits allowed (28 in 2015)

#30 Gage Burland - RHP 2-4, 5.86, 42K, 30BB, 9GS
LAST: Win: 7/21 **Loss:** 8/7 **HR Allowed:** N/A **SV:** N/A
2015 BESTS: IP: 7.0 (7/26) **K:** 11 (7/3) **Hits Allowed:** 2 (6/14)

- First win: July 3 vs. Klamath Falls, Fireworks Night
- Left game in top of fourth, 6/14 vs. Corvallis (hip)
- 11 appearances for Gonzaga...0-1, one start

BATTERS

#1 Keston Hiura - OF .355 AVG, 6 HR, 41 RBI, .436 OBP
Trip/Homestand: 1-4, 2K **Series:** 1-4
Yesterday: 1-4, 2K **H Stk. (Sea. high):** 10 games (11)

- Has reached base in 39 consecutive games (WCL high)
- 10-23, 7R, 4BB, 8RBI, 2HR last homestand
- Team's RBI leader at 41, AVG at .355
- Teams record holder in total bases (113), and doubles (21) for a single season
- Set team's triple record at five for the season
- Nine-game hit streak snapped 7/10 at Cowlitz
- 11-game hit streak snapped 7/25 vs. Yakima
- 2015 Big West Freshman Player of the Year

#2 Joey Jansen - OF .263 AVG, 0 HR, 23 RBI, .336 OBP
Trip/Homestand: 0-3, K **Series:** 0-3
Yesterday: 0-3, K **H Stk. (Sea. high):** 0 games (4)

- Only AppleSox player with multiple four-hit games (3)
- Average rose from .245 at start of month, to .298 by July 21
- Played for the AppleSox in 2012 and 2013
- Was both a pitcher and position player in 2012 for the Sox

#3 Evan Douglas - INF .261 AVG, 7 HR, 22 RBI, .328 OBP
Trip/Homestand: 0-4 **Series:** 0-4
Yesterday: 0-4 **H Stk. (Sea. high):** 0 games (8)

- Seven game hit streak ended 8/6
- Eight game hit streak came to an end, 7/2
- First AppleSox player with a 4RBI game, 6/26 at Victoria
- Non-League: .429, 4R, 6H, 2B, 3B, 4 RBI, 3BB, 2K

#4 Erik Sauve - C .125 AVG, 0 HR, 2 RBI, .250 OBP
Trip/Homestand: 0-0 **Series:** 0-0
Yesterday: DNP **H Stk. (Sea. high):** 1 games (2)

- Non-League: .375, 3H, 2 2B, 3RBI, BB, 4 K
- At WVC, 2015: .261 hitter, 6 2B, one triple, 30 hits, 14 RBI
- 25 K's to 19 BBs, 115 plate appearances

#6 Keaton Smith - INF .114 AVG, 0 HR, 4 RBI, .212 OBP
Trip/Homestand: 0-0 **Series:** 0-0
Yesterday: DNP **H Stk. (Sea. high):** 0 games (2)

- Non-League: .250, 3H, 3R, 3RBI, 3BB, 2K
- Redshirted in 2015 at Nevada



#8 Jordan Rathbone - OF .256 AVG, 0 HR, 7 RBI, .318 OBP
Trip/Homestand: 2-4, RBI **Series:** 2-4
Yesterday: 2-4, RBI **H Stk. (Sea. high):** 1 games (5)

- Played for Spokane Expos in 2015 (Sox non-league opponent June 6-7)
- Leading hitter for Expos vs. AppleSox (.571)

#10 Sheldon Liikala - OF .274 AVG, 0 HR, 23 RBI, .363 OBP
Trip/Homestand: 0-4, K **Series:** 0-4
Yesterday: 0-4, K **H Stk. (Sea. high):** 0 games (12)

- Had 12-game hit streak to open the season (8-game in league play)...ended 6/19 at Bellingham
- 2015 WCL All Star
- Non-League: .333, 7R, 4H, 3RBI, 5BB, 2K, .SB
- Fourth-leading hitter for CCS in 2015
- 13, multi-hit games for the Sasquatch

#14 Jake Hirabayashi - INF .253 AVG, 0 HR, 9 RBI, .363 OBP
Trip/Homestand: 0-0 **Series:** 0-0
Yesterday: DNP **H Stk. (Sea. high):** 0 games (3)

- First extra-base hit: 7/7 2RBI double vs. Bend
- Joined the AppleSox 6/23 vs YVP
- First AppleSox hit: 6/24

#18 Ryan Crowe - C .188 AVG, 0 HR, 11 RBI, .324 OBP
Trip/Homestand: 1-3, RBI **Series:** 1-3
Yesterday: 1-3, RBI **H Stk. (Sea. high):** 4 games (4)

- AppleSox leading defensive catcher in 2015...
- Pinch-hitter for AppleSox 6/14 vs. Corvallis in debut, doubled in first at bat

#25 Andrew Helmstadter - C .207 AVG, 0 HR, 11 RBI, .298 OBP
Trip/Homestand: 0-0 **Series:** 0-0
Yesterday: DNP **H Stk. (Sea. high):** 0 games (3)

- First Team All-GNAC in 2015...hit .319 (2nd - NNU), played in all 57 of team's games
- Has only missed five-of-106 games since starting at NNU
- Top-15 hitter (by average) in the GNAC in 2015
- Played in 44-of-49 games as a freshman

#26 Mitchell Holland - INF .311 AVG, 3 HR, 27 RBI .360 OBP
Trip/Homestand: 1-4, R **Series:** 1-4
Yesterday: 1-4, R **H Stk. (Sea. high):** 1 games (10)

- Second-highest average at .311
- Ten game hit streak ended 8/1
- AppleSox leading hitter in the month of June (.368, 3 2B, 2 HR, 9 RBI, BB, .400 OBP, .526 slugging)
- Made AppleSox debut, 6/14 as a pinch-hitter...RBI in 1 PA

#28 Nick Nyquist - INF .259 AVG, 0 HR, 21 RBI, .308 OBP
Trip/Homestand: 0-4 **Series:** 0-4
Yesterday: 0-4 **H Stk. (Sea. high):** 0 games (4)

- Two triples this season
- Non-League: .250, 2R, 4H, RBI, 5 BB, 5K
- Walked on a 3-2 count w/ bases loaded and one out, 6/6 vs. SPO...gave AppleSox 7-6 win
- Third-best average amongst Gonzaga bench players
- .947 fielding percentage, .348 OBP, started three games
- Father, Mike, played pro-ball for the Philadelphia Phillies

#29 Kyle Vanderkin - INF .270 AVG, 0 HR, 16 RBI, .445 OBP
Trip/Homestand: 1-3, R, K **Series:** 1-3
Yesterday: 1-3, R, K **H Stk. (Sea. high):** 1 games (6)

- AppleSox walk leader at 29, on-base percentage at .445
- Delivered go-ahead 3 RBI 2B, 7/25 vs. Yakima Valley
- Had reached base in first ten league games until Sunday 6/21 at Bellingham...reached in only one of his next three appearances (7/2 at WW)
- Has walked at least once in all but eight games (9 multi-walk games - 4 in a row 6/14-17)
- Gave AppleSox first season hit on Opening Night, 6/4 vs. SF
- WEN: .321 avg. over 17 games, with 24 walks
- Walk total: third-best in Wenatchee, top-25: WCL

2015 TEAM PITCHING/BATTING -- HIGHS/LOWS

PITCHING		DATE/OPPONENT	BATTING		DATE/OPPONENT
Most runs allowed	21	8/2 vs. Victoria	Most runs scored	17	7/30 at Kelowna
Most earned runs allowed	20	8/2 vs. Victoria	Most hits	20	7/30 at Kelowna
Most hits allowed	21	8/2 vs. Victoria	Most HRs	3	6/26 at Victoria
Most walks	12	8/2 vs. Victoria	Shut out	1	6/9 at Walla Walla
Most strikeouts	14	7/3 vs. Klamath Falls	Fewest hits	2	4x (7/25 vs. Yakima Valley)
Most stolen bases	4	6/13 vs. Corvallis	Most strikeouts	16	7/8 vs. Bend
Shutouts	4	7/5 vs. Klamath Falls	Most walks	15	6/7 vs. Spokane
Complete games (starters)	1	6/4 vs. San Francisco	Most stolen bases	9	7/11 at Cowlitz
Most HRs allowed	3	7/29 at Kelowna	Most extra-base hits	8	7/16 at Kelowna



APPLESOX GENERAL HIGHS/LOWS

QUICK HITS

Longest winning streak.....	3	7/23-7/26
Home/Road.....	4/3	7/14-7/26 / 7/11-7/16
Longest losing streak.....	5	7/6-7/11
Home/Road.....	4/4	7/26-8/2 / 7/1-7/10
Largest margin/victory.....	10	7/30 at Kelowna
Largest margin/defeat.....	11	8/2 vs. Victoria
Longest game duration.....	4:04	7/7 vs. Bend
Shortest game duration.....	1:56	7/25 vs. Yakima Valley
Average game duration.....	2:45	
Most runners LOB.....	15 (twice)	6/7 vs. Spokane
Most errors committed.....	5	6/7 vs. Spokane
Largest deficit overcome.....	4	6/6 vs. Spokane
Largest lead relinquished.....	4	6/20 at Bellingham

ATTENDANCE

Highest paid attendance.....	1,859	8/6 vs. Walla Walla
Home.....	1,859	8/6 vs. Walla Walla
Road.....	1,835	7/28 at Kelowna
Lowest paid attendance.....	729	6/15 vs. Medford
Home.....	729	6/15 vs. Medford
Road.....	172	7/22 at Kitsap
Avg. home attendance.....	1,131	
Avg. road attendance.....	970	

SCORE BY INNINGS *ALL Games*

	1	2	3	4	5	6	7	8	9	X	Total
AppleSox	41	18	30	38	40	45	37	27	29	7	289
Opponents	42	37	39	35	33	46	26	25	23	7	294

APPLESOX HOME RUNS

Record by HR...	1	2	3+
	6-7	0-0	1-0

HR by position...	POS	No.
	P	--
	C	--
	1B	3
	2B	--
	3B	--
	SS	7
	LF	3
	CF	3
	RF	--
	DH	--
	TOTAL	16

HRs at Home: 8

HRs on Road: 8

Grand slams (0): None

Back-to-back (1): Mitchell Holland/Evan Douglas

Inside-the-park (0): None

Pinch-hit (0): None

Lead-off (4): Hiura, 7/8 (sixth)

Game-ending (0): None

Game-winning in last AB/road (0): None

Multi (1): Evan Douglas (2 - 6/26)

STARTS BY POSITION *Current Roster Players Only

Left Field (4)	Center Field (3)	Right Field (3)
#1, Keston Hiura (16)	#1, Keston Hiura (25)	#10, Sheldon Liikala (37)
#2, Joey Jansen (16)	#10, Sheldon Liikala (9)	#2, Joey Jansen (4)
#8, Jordan Rathbone (7)	#2, Joey Jansen (2)	#6, Keaton Smith (2)
#6, Keaton Smith (2)		
Third Base (4)	Shortstop (2)	Second Base (3)
#28, Nick Nyquist (35)	#3, Evan Douglas (41)	#6, Keaton Smith (19)
#29, Kyle Vanderkin (4)	#29, Kyle Vanderkin (9)	#14, Jake Hirabayashi (16)
#14, Jake Hirabayashi (4)		#19, Kyle Vanderkin (13)
#25, Andrew Helmstadter (1)		
Designated Hitter (10)	Pitcher (9)	First Base (2)
#2, Joey Jansen (17)	#12, Zach Haggett (10)	#26, Mitchell Holland (38)
#14, Jake Hirabayashi (4)	#11, Hunter Wells (10)	#28, Nick Nyquist (14)
#25, Andrew Helmstadter (3)	#30, Gage Burland (9)	
#10, Sheldon Liikala (3)	#16, Micael Taylor (6)	
#29, Kyle Vanderkin (3)	#23, CJ Gettman (5)	
#18, Ryan Crowe (2)	#9, Chris Carns (5)	
#3, Evan Douglas (1)	#22, Kyle Blankenship (3)	
#1, Keston Hiura (1)	#7, Tyler Burch (3)	
#6, Keaton Smith (1)	#15, Brian Gadsby (1)	
#4, Erik Sauve (1)		Catcher (3)
#8, Jordan Rathbone (1)		#25, Andrew Helmstadter (19)
		#18, Ryan Crowe (18)
		#4, Erik Sauve (15)

APPLESOX MULTI-HIT GAMES

Player	2	3	4	5	Total
Crowe	1	--	--	--	1
Douglas	12	2	1	--	15
Helmstadter	4	1	--	--	5
Hilpert	--	1	--	--	1
Hirabayashi	4	1	1	--	6
Hiura	13	5	1	--	19
Holland	13	4	1	--	18
Jansen	9	5	3	--	17
Liikala	9	2	1	--	12
Nyquist	11	3	--	1	15
Rathbone	3	--	--	--	3
Sauve	2	--	--	--	2
Smith	2	--	--	--	2
Vanderkin	5	1	--	--	6
OTHER	5	2	--	--	7

APPLESOX MULTI-RBI GAMES

Player	2	3	4	5+	Total
Crowe	1	1	--	--	2
Douglas	4	1	1	--	6
Helmstadter	--	1	--	--	1
Hilpert	--	1	--	--	1
Hirabayashi	1	1	--	--	2
Hiura	9	3	1	--	13
Holland	5	2	--	--	7
Jansen	3	--	2	--	5
Liikala	7	--	--	--	7
Nyquist	3	1	--	--	4
Rathbone	2	--	--	--	2
Sauve	1	--	--	--	1
Smith	2	--	--	--	2
Vanderkin	2	2	1	--	5
OTHER	5	2	--	--	7

TWO-OUT RBI

Player	2-OUT RBI
Hiura	16
Jansen	13
Vanderkin	12
Liikala	11
Holland	9
Hirabayashi	7
Nyquist	7
Helmstadter	5
Smith	5
Douglas	3
Sauve	3
Crowe	2
Rathbone	2



THE LAST TIME THE APPLESOX...

	DATE/OPPONENT (#)		DATE/OPPONENT (#)
Scored at least 10 runs	Aug. 2, 2015 vs. Victoria (10)	Gave up 1 hit	June 10, 2015 at Walla Walla
Scored at least 15 runs	July 30, 2015 at Kelowna (17)	Threw a no-hitter	July 19, 2006 at Moses Lake (Lidyard, DJ)
Scored at least 20 runs	July 10, 2014 vs. NW Star Academy (22)	Won in extra innings	June 10, 2015 at Walla Walla (3-0 in 10)
Collected at least 15 hits	Aug. 4, 2015 vs. Walla Walla (15)	Won a series	Aug. 4-6, 2015 vs. Walla Walla (2-1)
Threw a shutout	July 4, 2015 vs. Klamath Falls	Won a divisional series	Aug. 4-6, 2015 vs. Walla Walla (2-1)
Were shutout	June 9, 2015 at Walla Walla	Won a road series	July 28-30, 2015 at Kelowna (2-1)
Struck out at least 10	Aug. 4, 2015 vs. Walla Walla (10)	Won a div. road series	July 28-30, 2015 at Kelowna (2-1)
Struck out at least 15	July 16, 2014 at Walla Walla (20)	Swept an opponent	July 3-5, 2015 vs Klamath Falls (3-0)
Gave up 4 hits	July 5, 2015 vs. Klamath Falls	Swept an opp. on road	Aug. 5-7, 2014 at Kelowna (3-0)
Gave up 3 hits	June 21, 2015 at Bellingham	Swept a div. opponent	Aug. 5-7, 2014 at Kelowna (3-0)
Gave up 2 hits	Aug. 19, 2013 at Corvallis	Swept a div. opp. on road	Aug. 5-7, 2014 at Kelowna (3-0)

THE LAST TIME AN APPLESOX PLAYER...

	DATE/OPPONENT/PLAYER		DATE/OPPONENT/PLAYER
Scored 4 runs in game	July 16, 2015, vs. Kelowna, Jake Hirabayashi	3 home runs in one game	N/A
Scored 5 runs in game	Aug. 5, 2009, vs. Kelowna, Ronnie Schaeffer	Hit a grand slam	July 16, 2014, at Walla Walla, Joe Gillette
4 hits in one game	July 31, 2015, vs. Victoria, Joey Jansen	Had game-ending hit	June 11, 2014, vs. Kitsap, Taylor Johnson
5 hits in one game	Aug. 2, 2015, vs. Victoria, Nick Nyquist	3 stolen bases in a game	Aug. 15, 2012, at Corvallis, Ty Moore
4 RBI in one game	July 30, 2015, at Kelowna, Joey Jansen	4 stolen bases in a game	July 6, 2007, vs. Kelowna, Zach Mandelblatt
5 RBI in one game	Aug. 10, 2013, at Kelowna, Connor Spencer	Threw a complete game	June 4, 2015 vs. San Francisco, CJ Gettman
3 doubles in one game	Aug. 5, 2014, at Kelowna, Nick Brooks	Threw a CG shutout	June 9, 2011, vs. Kelowna, Owen Jones
2 triples in one game	Aug. 1, 2006, at Bellingham, Brent Wyatt	Struck out at least 10	June 4, 2015 vs. San Francisco, CJ Gettman
2 home runs in one game	June 26, 2015, at Victoria, Evan Douglas	Threw a no-hitter	July 19, 2006, at Moses Lake, DJ Lidyard

2015 INDIVIDUAL HIGH/LOWS

Batting

Longest hitting streak	(12), Sheldon Liikala (6/4-6/19)
Most hits, game	(5), Nick Nyquist (8/2 vs. VIC)
Most runs, game	(4) Jake Hirabayashi (7/16 at KEL)
Most doubles, game	(2), (6x) Keston Hiura (7/29 at KEL)
Most triples, game	(1), Multiple (Multiple)
Most home runs, game	(2), Evan Douglas (6/26 at VIC)
Most extra-base hits, game	(2) Multiple (Multiple)
Most RBI, 9-inning game	(4), 5x, Joey Jansen (7/30 at KEL)
Most RBI, extra-inning game	(3) Scott Hilpert, Kyle Vaderkin (6/11 at WW/6/14 vs. COR)
Most stolen bases, game	(2), Multiple (Multiple)
Grand slams (0)	

Pitching

Fewest hits allowed, (starter)	(1), CJ Gettman (6/10 at WW)
Most strikeouts, game (starter)	(11), Gage Buland (7/3 vs. KF)
Most strikeouts, game (reliever)	(8), Brian Gadsby (7/8 vs. BEN)
Most walks, game	(6), Gage Buland (8/1 vs. VIC)
Most innings, game (starter)	(9.0), CJ Gettman (6/4 vs. SF)
Most innings, game, (reliever)	(6.1), Micael Taylor (6/26 vs. VIC)
Longest winning streak	(4), Hunter Wells, Zach Haggett (Multiple)
Longest losing streak	(5), Tony Contonio (6/24-current)
Most consecutive scoreless innings, (starter)	(2.1), Hunter Wells (8/4-current)
Most consecutive scoreless innings, (reliever)	(4.1), Colton Loomis (7/30-current)

RECORD BOOK

SINGLE GAME INDIVIDUAL

Hits	5	Five times
Doubles	3	Sam Hall ('04), Nick Brooks ('14)
Triples	2	Brent Wyatt ('06)
Home runs	2	Nate Flemens ('00), Justin Ehlers ('04)
Stolen bases	4	Brent Wyatt ('06), Zach Mandelblatt ('07)
Strikeouts	16	D.J. Lidyard ('06)

SINGLE SEASON INDIVIDUAL

Hits	79	Mitchell Gunsolus (2012)
Home runs	9	Taylor Sparks (2012)
RBI	48	Mitchell Gunsolus (2012)
Stolen bases	23	Brent Wyatt (2006)
Batting avg.	.421	Jason Freeman (2002)
ERA	1.05	Trent Baysinger (2003)
Strikeouts	86	D.J. Lidyard (2006)
Wins	7	Owen Jones (2011), Hunter Wells (2015)
Saves	13	Tyler Kane (2012)






2015 TEAM/OPPONENT HIGH/LOW COMPARISON

Most runs scored, game	(#), Date (vs./at Team)
AppleSox	(17), 6/30 at KEL
Opponent	(21), 8/2 vs. VIC
Most runs scored, inning	
AppleSox	(6), 2x, 7/30 at KEL - first
Opponent	(7), 6/29 at KEL - sixth
Most hits, nine-inning game	
AppleSox	(20), 7/30 at KEL
Opponent	(21), 8/2 vs. VIC
Fewest hits, nine-inning game	
AppleSox	(2), 4x, 7/25 vs. YVP
Opponent	(1), 6/10 at WW
Most hits, inning	
AppleSox	(7), 7/21 at KIT - seventh
Opponent	(6), (3x) 6/30 at KEL - fourth
Most doubles, game	
AppleSox	(6), 7/16 at KEL
Opponent	(4), 2x, 8/2 vs. VIC
Most triples, game	
AppleSox	(1) (8x), 7/16 at KEL
Opponent	(2), 2x, 8/2 at VIC
Most home runs, game	
AppleSox	(3), 6/26 at YIC
Opponent	(3), 7/29 at KEL
Most stolen bases, game	
AppleSox	(9), 7/11 at COW
Opponent	(4), 6/13 vs. COR
Most errors, game	
AppleSox	(5), 6/7 vs. SPO
Opponent	(6) 8/2 vs. VIC
Most double plays turned, game	
AppleSox	(3), 7/14 vs. KEL
Opponent	(2) (5x), 8/2 vs. VIC
Most strikeouts, nine-inning game	
AppleSox	(14), 7/3 vs. KF
Opponent	(11) 6/10 at WW
Most walks, nine-inning game	
AppleSox	(9), 7/16 at KEL
Opponent	(15), 6/7 vs. SPO
Most left on base, nine-inning game	
AppleSox	(15) (twice), 6/7 vs. SPO
Opponent	(13) (twice), 6/24 vs. YVP

MOST RECENT OCCURENCES NOTED

AROUND THE WEST COAST LEAGUE: LEADERS AND RECORD WATCH

AVG	HR	RBI
 Hunter Villanueva Kelowna .369	 Dan Mayer Medford 11	 Tyler Davis Bend 48
Flores, J Kelowna .368	Flores, J Kelowna 8	Hiura, K Wenatchee 41
Hiura, K Wenatchee .355	Olis, W Bellingham 7	Tunnell, W Bend 39
Turnell, W Bend .355	Davis, T Bend 7	Flores, J Kelowna 39
Davis, T Bend .349	Douglas, E Wenatchee 7	Mayer, D Medford 36
King, B Bend .336	Scott, C Bellingham 7	Collard, K Victoria 35
Fredrick, B Medford .336	Villanueva, H Kelowna 7	Hummel, C Bend 32

WCL RECORD WATCH




Multiple WCL records can be set in 2015, here are the following records that are on "upset alert:"

HITS: Record: 79, Mitchell Gunsolus, Wenatchee, 2012
Challenger: Tyler Davis, Bend, 67

TEAM AVG: Record: .292, Wenatchee, 2012
Challenger: .304, Bend

Pitching Leaders

ERA - Minimum inning(s) pitched per team game - .8

W	SO	ERA
 Patrick McGuff Bend 7	 Patrick McGuff Bend 64	 John Oltman Kitsap 1.13
Wells, H Wenatchee 7	Topoozian, D Victoria 55	Kemmerer, A Bellingham 1.45
Topoozian, D Victoria 6	Simons, D Yakima Valley 54	Lucas, E Walla Walla 1.92
Miller, B Kelowna 6	Wells, H Wenatchee 54	Balfour, J Cowlitz 2.03
Jensen, J Yakima Valley 6	Yada, M Yakima Valley 50	Simmons, N Kitsap 2.30
Gorman, M Walla Walla 5	Neely, C Cowlitz 49	Lamont, J Kelowna 2.44
Haggett, Z Wenatchee 5	Jensen, J Yakima Valley 48	McGuff, P Bend 2.49

APPLESOX WINS: Record: 7, Owen Jones, 2011
Challenger: Hunter Wells, 7

*2B already set by Tyler Davis (22 - Tyler Christian, Bend, 2008, 18)
*2B already set by Bend (96 - Corvallis, 95, 2014)
*HR already set by Dan Mayer (11 - Vince Fernandez, 10, 2014)



SOX IN THE SHOW

Jason Hammel - RHP - Chicago Cubs

Wenatchee AppleSox: 2001



BIO: A member of the 2001 Wenatchee AppleSox, Jason Hammel is one of the team's most notable alumni members. Born in Greenville, S.C., Hammel grew up in Port Orchard, Wash., and attended South Kitsap High School. Collegiately, Hammel played at Treasure Valley Community College and was drafted by Tampa Bay in the 10th round of the 2002 MLB Draft. His MLB debut was April 11, 2006 for the Rays. He also has played with Colorado, Baltimore, the Cubs (2014), and Oakland.

Blaine Hardy - LHP - Detroit Tigers


Wenatchee AppleSox: 2006



BIO: One of Milone's 2006 Championship teammates, Blaine Hardy got his start at Lewis-Clark State College after growing up in Endmonds, Wash. and playing school ball for Edmonds-Woodway High School. At Lewis-Clark State, Hardy won the NAIA World Series in 2008. Drafted by the Kansas City Royals in the 22nd round of 2008 MLB Draft, Hardy made his MLB debut June 16, 2014 for the Detroit Tigers. He has only recorded three MLB decisions in his young MLB career.

Tommy Milone - LHP - Minnesota Twins

Wenatchee AppleSox: 2006



BIO: A member of the WCL-Champion 2006 Wenatchee AppleSox, Tommy Milone was the second of Ed Knaggs' AppleSox to reach the show. A native of Saugus, Calif., Milone attended Saugus High School and the University of Southern California. He was drafted by the Washington Nationals in the 10th round of the 2008 amateur draft. His MLB debut came Sept. 3, 2011 against the New York Mets. He has previously played with the Nationals and Oakland.

2015 APPLESOX DAY-BY-DAY

G	D	D/N	OPP	W/L	SCORE	WIN/LOSS/SAVE	REC.	POS.	GA/GB	CLUB(S)	TIME	ATTENDANCE
1	6/4	N	SF	W	8-2	WP - Gettman	1-0	T-1st	-	-	2:01	1,296
2	6/5	N	SF	L	7-14	LP - Letkeman	1-1	3rd	-	WW,YVP	2:59	1,041
3	6/6	N	SPO	W	7-6 (10)	WP - Contonio	2-1	4th	-	All	2:49	934
4	6/7	N	SPO	W	15-5	WP - Blankenship	3-1	4th	-	All	2:47	771
	6/8		Off Day				-	-	-	-		
5	6/9	N	@WW	L	0-1	LP - Taylor (0-1)	0-1	4th	2.5	YVP	2:26	800
6	6/10	N	@WW	W	3-0 (10)	WP - Gadsby (1-0)	1-1	2nd	2.5	YVP	2:42	865
7	6/11	N	@WW	L	3-4 (10)	LP - Loomis (0-1)	1-2	4th	2.5	YVP	2:49	916
8	6/12	N	COR	L	4-7	LP - Haggett (0-1)	1-3	4th	3	YVP	2:26	1,191
9	6/13	N	COR	L	4-8	LP - Blankenship (0-1)	1-4	4th	3	YVP	2:38	1,231
10	6/14	N	COR	L	10-11 (12)	LP - Vanderkin (0-1)	1-5	4th	4	YVP	3:49	815
11	6/15	N	MED	W	8-3	WP - Wells (1-0)	2-5	4th	3	YVP/KEL	3:21	729
12	6/16	N	MED	W	8-3	WP - Gettman (1-0)	3-5	4th	3	YVP	2:48	793
13	6/17	N	MED	W	3-2	WP - Haggett (1-1) S- Sparling (1)	4-5	4th	2.5	YVP	2:42	1,263
	6/18		Off Day				-	-	-	-		
14	6/19	N	@BEL	L	3-5	LP - Carns (0-1)	4-6	4th	3	KEL	2:41	1,522
15	6/20	N	@BEL	L	4-5	LP - Taylor (0-2)	4-7	4th	3.5	YVP	2:55	640
16	6/21	D	@BEL	W	5-1	WP - Wells (2-0)	5-7	4th	3.5	KEL	2:36	1,430
	6/22		Off Day				-	-	-	-		
17	6/23	N	YVP	L	3-6	LP - Gettman (1-1)	5-8	4th	3.5	KEL/YVP	2:35	1,259
18	6/24	N	YVP	L	8-10	LP - Contonio (0-1)	5-9	4th	4.5	KEL/YVP	3:52	1,169
19	6/25	N	YVP	L	4-7	LP - Carns (0-2)	5-10	4th	5.5	YVP	2:18	1,248
20	6/26	N	@VIC	W	11-8	WP - Micael Taylor (1-2)	6-10	4th	5.5	YVP	3:22	1,593
21	6/27	N	@VIC	W	1-0	WP - Hunter Wells (3-0)	7-10	4th	5	YVP	2:49	1,475



G	D	D/N	OPP	W/L	SCORE	WIN/LOSS/SAVE	REC.	POS.	GA/GB	CLUB(S)	TIME	ATTENDANCE
22	6/28	D	@VIC	L	10-11 (11)	LP - Contonio (0-2)	7-11	4th	5	KEL	3:57	1,141
	6/29		Off Day									
23	6/30	N	@WW	W	5-4	WP - Haggett (2-1) S- Hamilton (1)	8-11	4th	4.5	KEL/YVP	3:08	1,154
June (8-11) Batting: .238 (156x655), 8 HR Pitching: 8-11, 3 SV, 4.26 ERA (82 ER, 173.1 IP)												
24	7/1	N	@WW	L	4-5	LP - Gadsby (1-1)	8-12	4th	5.5	KEL	2:49	760
25	7/2	N	@WW	L	2-3	LP - Contonio (0-3)	8-13	4th	6.5	KEL	2:41	1,164
26	7/3	N	KF	W	8-2	WP - Burland (1-0) S- Blankenship (1)	9-13	4th	5.5	KEL	2:48	1,594
27	7/4	N	KF	W	4-0	WP - Wells (4-0)	10-13	4th	5.5	KEL	2:04	1,038
28	7/5	N	KF	W	4-0	WP - Haggett (3-1)	11-13	4th	5	KEL	2:04	751
29	7/6	N	BEN	L	2-7	LP - Carns (0-3)	11-14	4th	6	KEL	2:39	779
30	7/7	N	BEN	L	7-8 (12)	LP - Blankenship (0-2)	11-15	4th	7	KEL	4:04	1,186
31	7/8	N	BEN	L	7-8	LP - Burland (1-1)	11-16	4th	8	KEL	3:02	827
32	7/9	N	@COW	L	4-5	LP - Wells (4-1)	11-17	4th	8.5	KEL	2:24	1,494
33	7/10	N	@COW	L	3-4	LP - Contonio (0-4)	11-18	4th	9.5	KEL	3:04	1,388
34	7/11	N	@COW	W	8-2	WP- Carns (1-3) S- Hamilton (2)	12-18	4th	9	KEL	3:01	1,229
	7/12		Off Day									
35	7/13	N	KEL	L	1-7	LP - Taylor (1-3)	12-19	4th	10	KEL	2:42	746
36	7/14	N	KEL	W	6-3	WP- Loomis (1-1)	13-19	4th	9	KEL	2:30	1,201
37	7/15	N	KEL	W	6-4	WP - Haggett (4-1) S- Gadsby (2)	14-19	4th	8	KEL	2:48	1,148
38	7/16	N	@KEL	W	13-9	WP- Wells (5-1)	15-19	4th	7	KEL	3:09	681
39	7/17	N	@KEL	L	6-9	LP- Contonio (0-5)	15-20	4th	8	KEL	3:00	673
40	7/18	N	@KEL	L	0-1	LP- Taylor (1-4)	15-21	4th	9	KEL	2:01	709
	7/19		Off Day - All Star Break									
7/20 WCL ALL STAR GAME - BELLINGHAM, WASH. 7:05 PM Pre All Star Record: 18-22 (15-21)												
41	7/21	N	@KIT	W	9-3	WP- Burland (2-1) S- Hamilton (3)	16-21	4th	8	KEL	3:08	186
42	7/22	N	@KIT	L	2-5	LP- Haggett	16-22	4th	9	KEL	1:58	172
43	7/23	N	@KIT	W	4-3	WP- Wells (6-1) S- Sparling (2)	17-22	4th	8	KEL	2:44	183
44	7/24	N	YVP	W	11-4	WP- Burch (1-0)	18-22	4th	8	KEL	2:31	1,302
45	7/25	N	YVP	W	4-2	WP- Taylor (2-4) S- Gadsby (3)	19-22	4th	8	KEL	1:56	1,271
46	7/26	N	YVP	L	1-3	LP- Burland (2-2)	19-23	4th	8.5	KEL	2:14	1,331
	7/27		Off Day									
47	7/28	N	@KEL	W	6-4	WP- Haggett (5-2) S- Hamilton (4)	20-23	4th	7.5	KEL	2:42	1,835
48	7/29	N	@KEL	L	8-12	LP- Wells (6-2)	20-24	4th	8.5	KEL	3:15	868
49	7/30	N	@KEL	W	17-7	WP- Burch (2-0)	21-24	4th	7.5	KEL	2:50	621
50	7/31	N	VIC	L	5-10	LP- Taylor (2-5)	21-25	4th	7.5	KEL	3:01	1,285
July (13-14) Batting: .269 (254x944), 5 HR Pitching: 13-14, 7 SV, 4.06 ERA (108 ER, 239.1 IP)												
51	8/1	N	VIC	L	6-8	LP- Burland (2-3)	21-26	4th	8.5	KEL	3:21	1,236
52	8/2	N	VIC	L	10-21	LP- Haggett (5-3)	21-27	4th	9.5	KEL	3:40	1,233
	8/3		Off Day									
53	8/4	N	WW	W	8-5	WP- Wells (7-2), S- Hamilton (5)	22-27	3rd	8.5	KEL	2:54	1,272
54	8/5	N	WW	W	5-3	WP- Burch (3-0) S- Loomis (1)	23-27	3rd	7.5	KEL	2:47	1,341
55	8/6	N	WW	L	2-9	LP- Taylor (2-6)	23-28	3rd	8.5	KEL	2:26	1,859
56	8/7	N	@YVP	L	2-9	LP- Burland (2-4)	23-29	3rd	9.5	KEL	2:20	1,485
57	8/8	N	@YVP	-	-	-	-	-	-	-	-	-
58	8/9	N	@YVP	-	-	-	-	-	-	-	-	-
August (2-4) Batting: .245 (52x212), 3 HR Pitching: 2-4, 2 SV, 8.83 ERA (52 ER, 53.0 IP)												
Season: (26-30) (23-29) Batting: .255 (462x1,811), 16 HR Pitching: 23-29, 12 SV, 4.68 ERA (242 ER, 465.2 IP)											Post All Star: (8-8)	